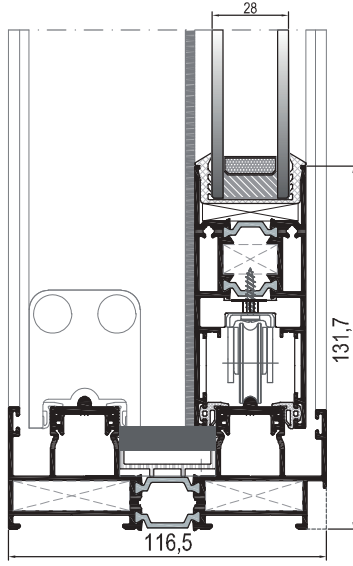


MİMARİ KATALOG
ARCHITECTURAL CATALOGUE

Alüminyum Kapı Pencere ve Giydirme Cephe Sistemleri
Aluminium Window Doors and Facade Systems



RST102



TEKNİK ÖZELLİKLERİ / TECHNICAL PROPERTIES

KASA DERİNLİĞİ / FRAME DEPTH	min 109,5 mm-max 170,2 mm
KANAT DERİNLİĞİ / VENT DEPTH	40,7 mm
PROFİL ET KALINLIĞI / PROFILE WALL THICKNESS	1,6 mm
CAM KALINLIĞI / GLASS THICKNESS	20 / 24 / 28 mm
ISI BARIYERLERİ / THERMAL INSULATION BARS	20 / 22 / 24 mm

KULLANIM SEÇENEKLERİ / APPLICATION ALTERNATIVES

	KAPI DOOR	PENCERE WINDOW
KALDIR SÜR / LIFT & SLIDE	•	•
BASİT SÜRME / SLIDING	•	•
45° KANAT BİRLEŞİMİ / 45° VENT COMBINATION	•	•
90° KANAT BİRLEŞİMİ / 45° VENT COMBINATION	•	•
CAM ÇİTALİ KANAT / VENT WITH GLAZING BEAD	•	•
MONO RAYLI KASA / MONO RAILED FRAME	•	•
3 RAYLI KASA / THREE RAILED FRAME	•	•
SİNEKLİK / INSECT SCREEN	•	•

PERFORMANS DEĞERLERİ / PERFORMANCE VALUES

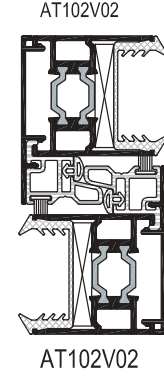
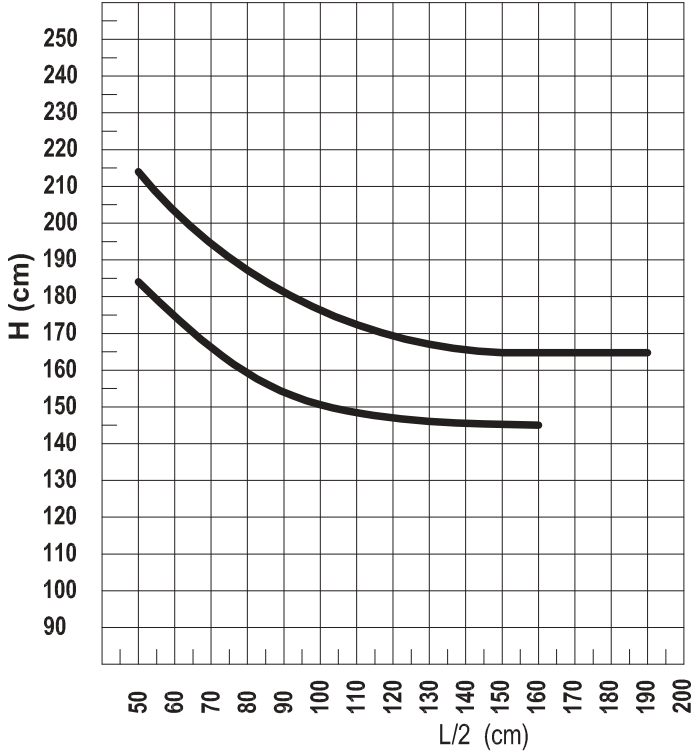
SİSTEM UF DEĞERİ - EN 10077-2
(THERMAL INSULATION VALUE)



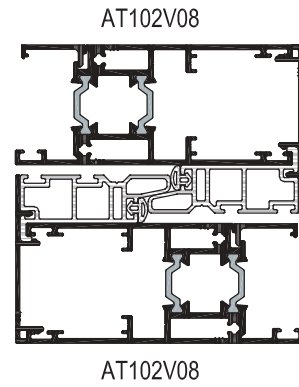
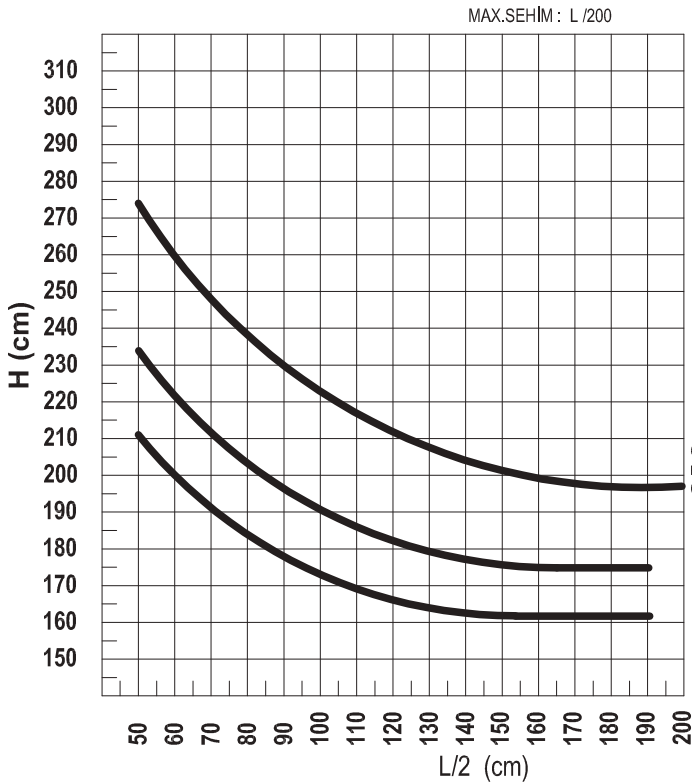
3,83~6,46 W/m²K

RÜZGAR YÜKÜNE GÖRE KULLANIM LİMİTLERİ GRAFIĞI USAGE DIAGRAM FOR THE WIND LOAD

MAX.SEHİM : L /200



AT102V02 Jx: 5,4477 cm⁴
AT102V02 Jx: 5,4477 cm⁴
TOPLAM Jx: 10,8954 cm⁴



AT102V08 Jx: 12,2193 cm⁴
AT102V08 Jx: 12,2193 cm⁴
TOPLAM Jx: 22,77 cm⁴

01

02

03

04

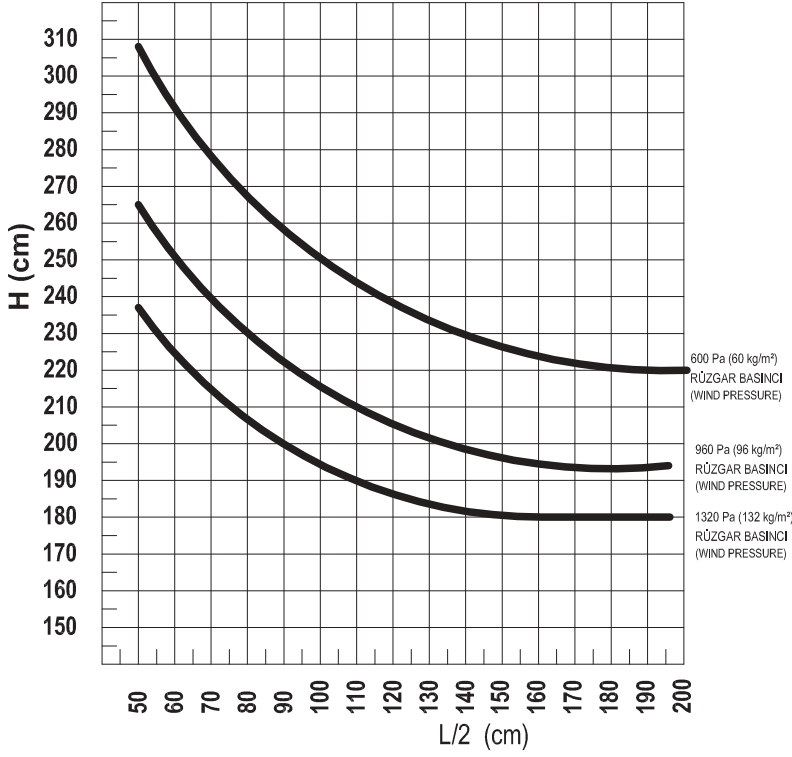
05

06

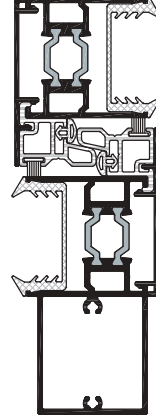
07

RÜZGAR YÜKÜNE GÖRE KULLANIM LİMİTLERİ GRAFIĞI USAGE DIAGRAM FOR THE WIND LOAD

MAX.SEHİM : L /200



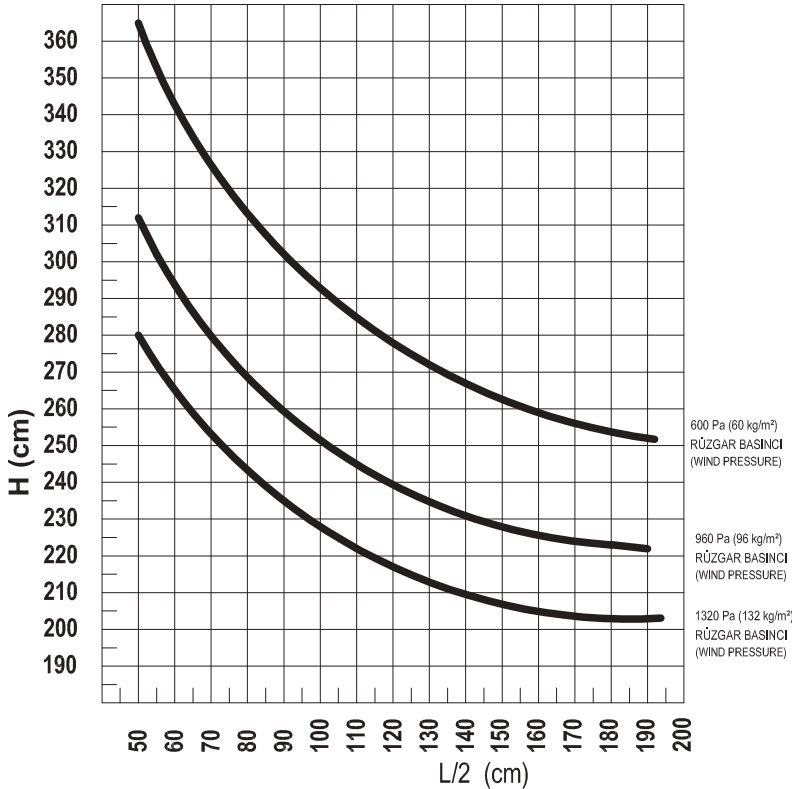
AT102V02



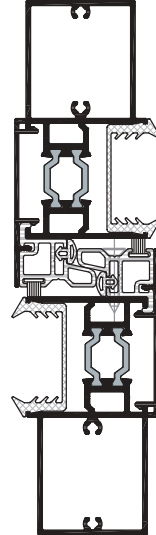
AT102V03

AT102V02 Jx: 5,4477 cm⁴
AT102V03 Jx: 26,8875 cm⁴
TOPLAM Jx: 32,3352 cm⁴

MAX.SEHİM : L /200



AT102V03

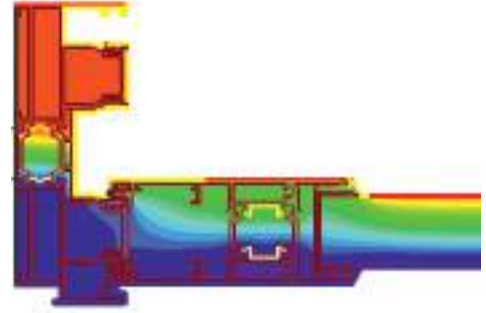
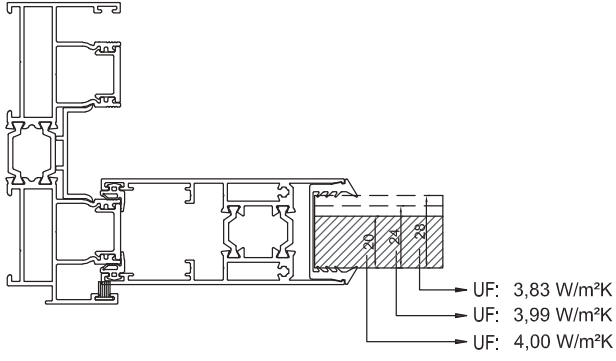


AT102V03

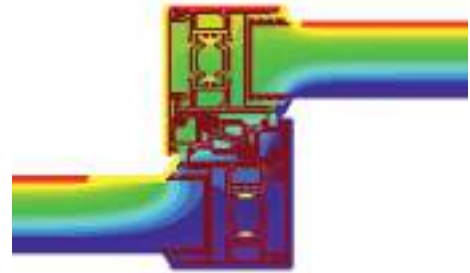
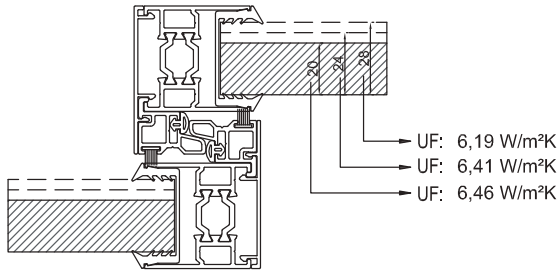
AT102V03 Jx: 26,8875 cm⁴
AT102V03 Jx: 26,8875 cm⁴
TOPLAM Jx: 53,775 cm⁴

ISI YALITIM DEĞERLERİ (UF) / THERMAL INSULATION VALUE (UF):

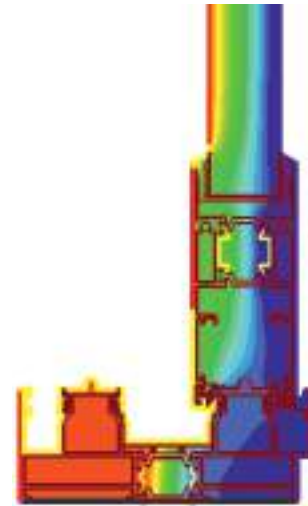
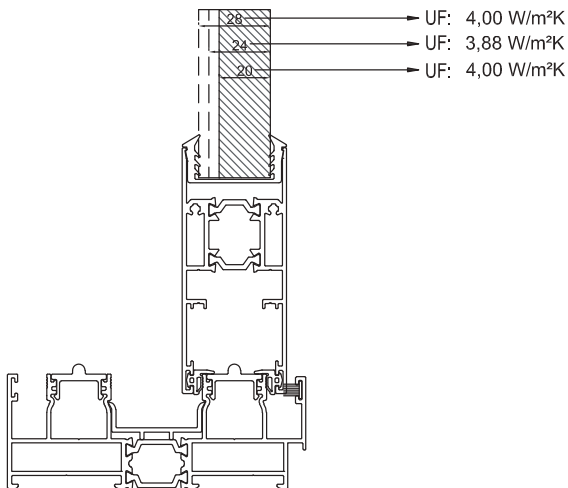
Cam Kalınlıkları (glass thickness) : min. 20mm - max. 28mm



Cam Kalınlıkları (glass thickness) : min. 20mm - max. 28mm



Cam Kalınlıkları (glass thickness) : min. 20mm - max. 28mm



01

02

03

04

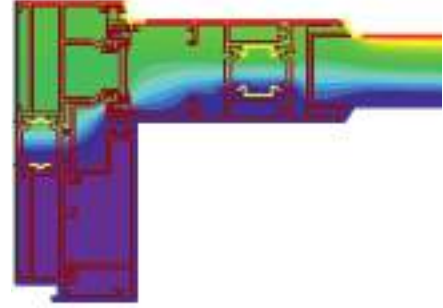
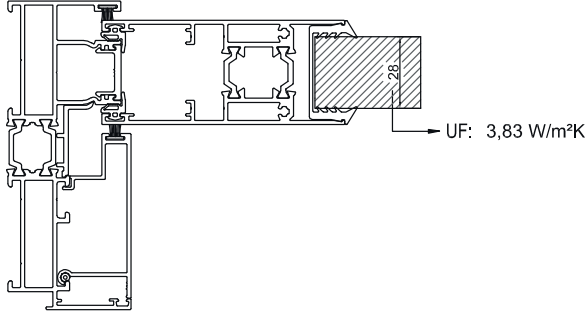
05

06

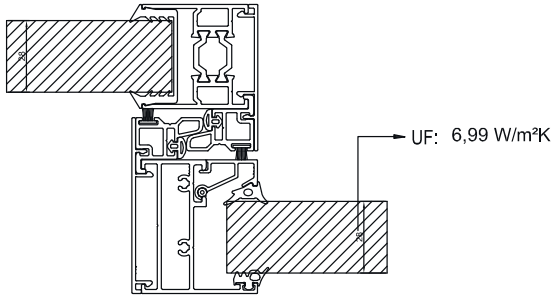
07

ISI YALITIM DEĞERLERİ (UF) / THERMAL INSULATION VALUE (UF):

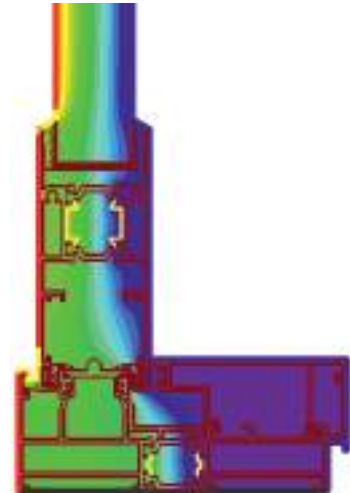
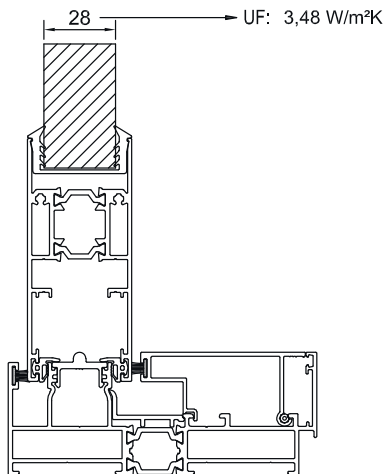
Cam Kalınlıkları (glass thickness) : 28mm



Cam Kalınlıkları (glass thickness) : 28mm



Cam Kalınlıkları (glass thickness) : 28mm



MİMARİ KATALOG
ARCHITECTURAL CATALOGUE

Alüminyum Kapı Pencere ve Giydirme Cephe Sistemleri
Aluminium Door Window and Facade Systems

RST102

PROFİLLER

PROFILES

01

02

03

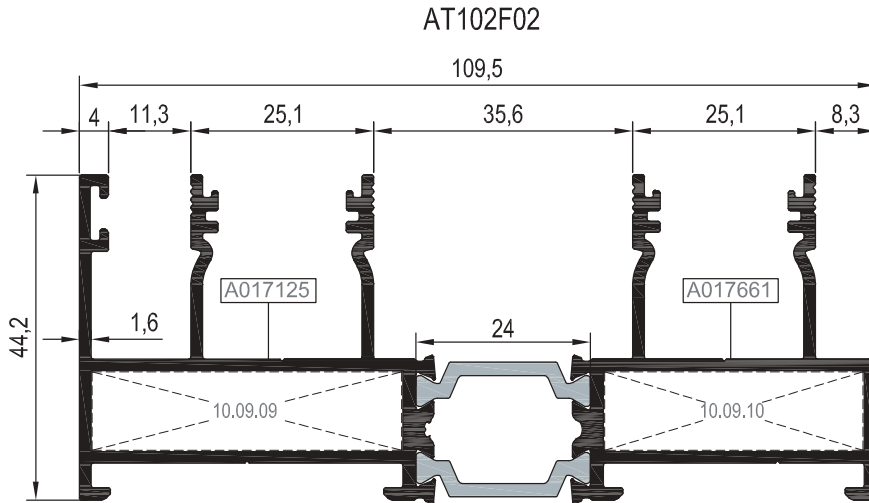
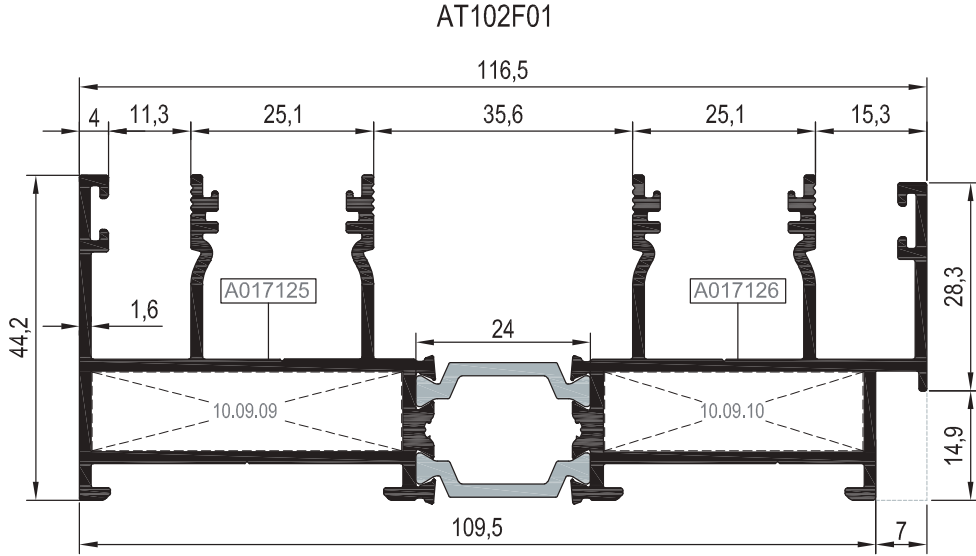
04

05

06

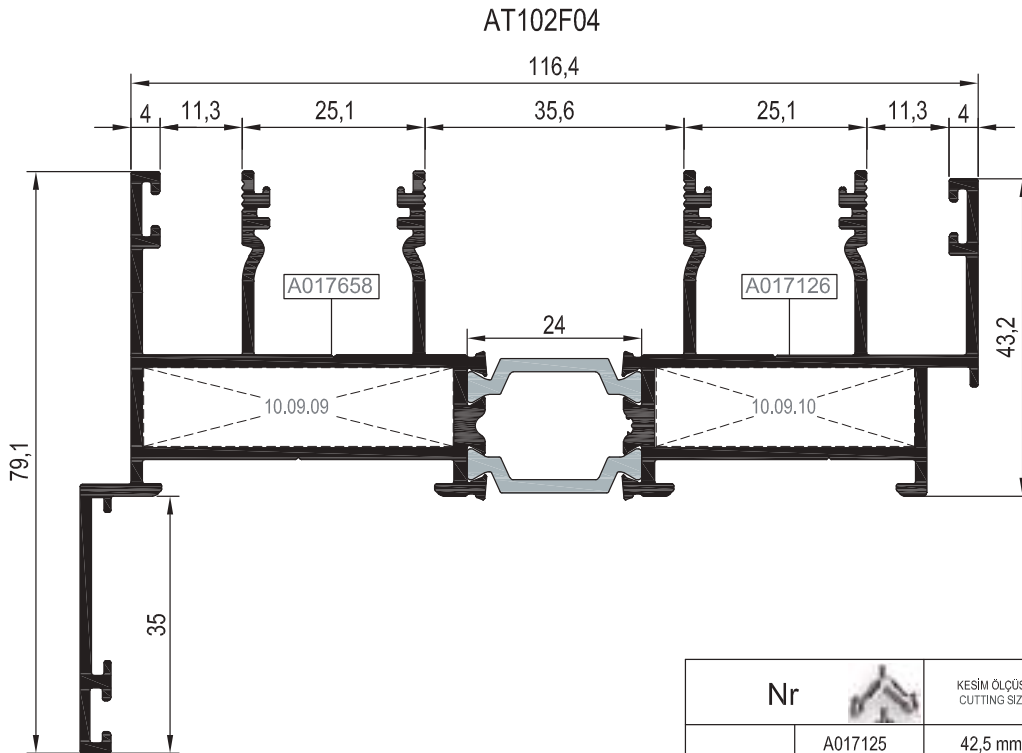
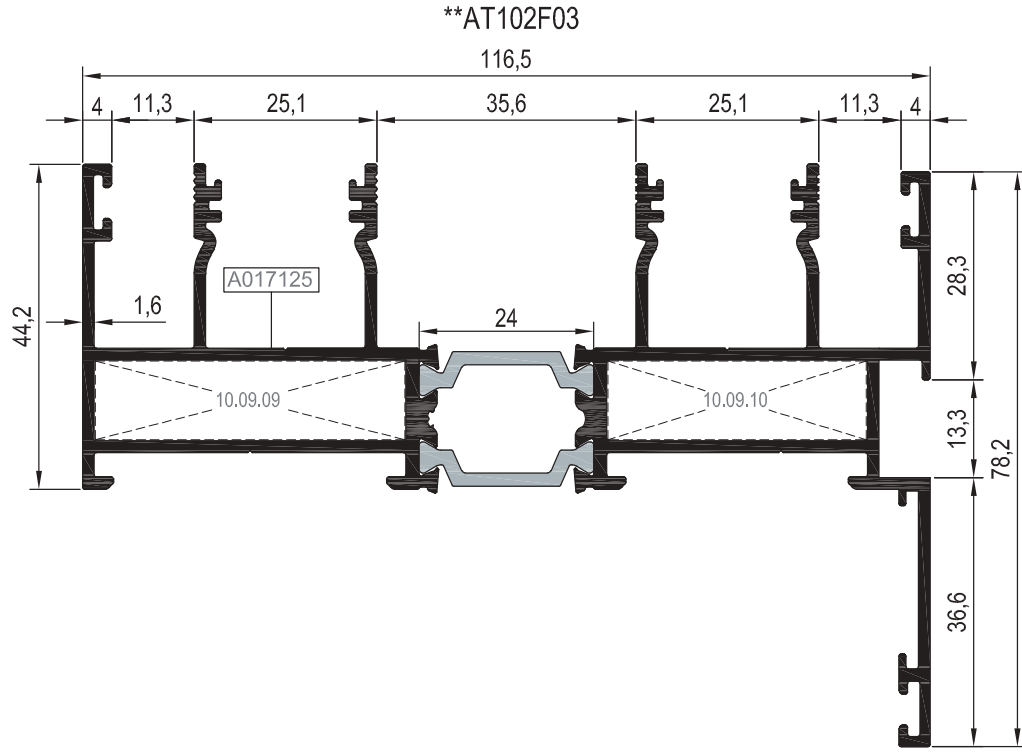
07

KOD / CODE	AĞIRLIK (kg/m) / WEIGHT	Jxx cm ⁴	Jyy cm ⁴	L m	
AT102F01	2,217	83,3271	12,1537	6	
AT102F02	2,047	66,3225	11,0482	6	



Nr		KESİM ÖLÇÜSÜ CUTTING SIZE	AYARLI KÖŞE BAĞLANTI ADJUSTABLE CORNER CONNECTION
AT102F01	A017125	42,5 mm	10.09.09
	A017126	35,5 mm	10.09.10
AT102F02	A017125	42,5 mm	10.09.09
	A017661	35,5 mm	10.09.10

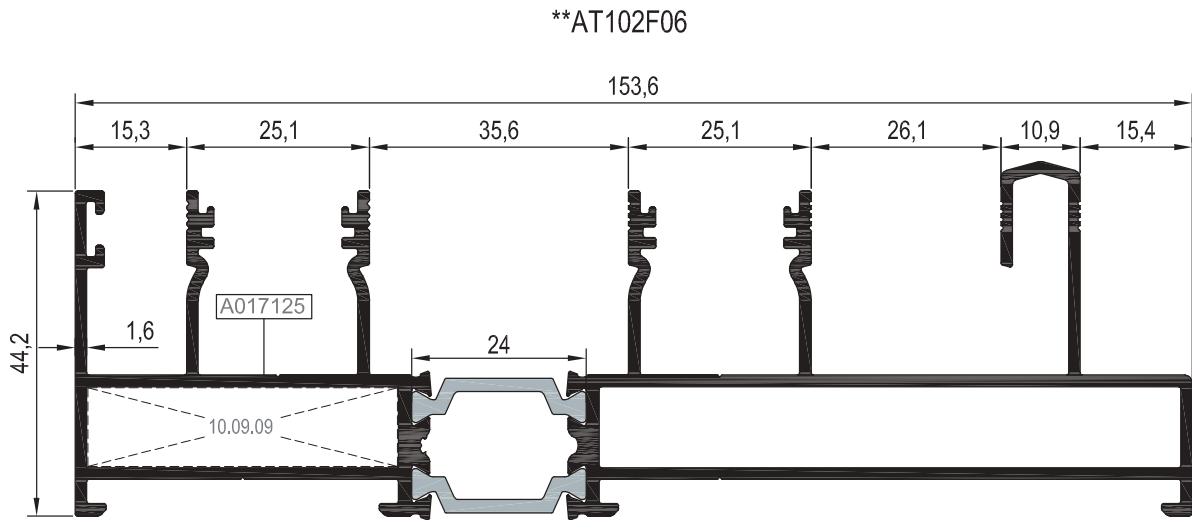
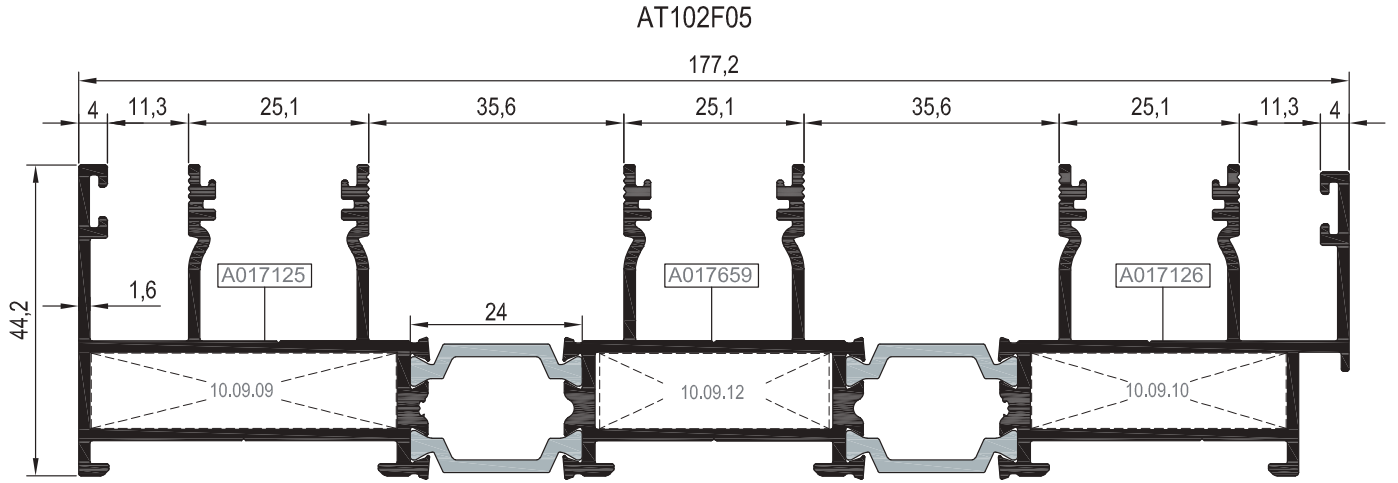
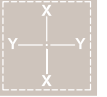
KOD / CODE	AĞIRLIK (kg/m) / WEIGHT	Jxx cm ⁴	Jyy cm ⁴	L m	
**AT102F03	----	----	----	6	
AT102F04	2,441	105,2644	22,8530	6	



**Kalıp aktif değildir. Sipariş üzerine yapılacaktır.
The die is not active. It will be produced by order.


Nr		KEŞİM ÖLÇÜSÜ CUTTING SIZE	AYARLI KÖŞE BAĞLANTI ADJUSTABLE CORNER CONNECTION
**AT102F03	A017125	42,5 mm.	10.09.09
	---	35,5 mm.	10.09.10
AT102F04	A017658	42,5 mm.	10.09.09
	A017126	35,5 mm.	10.09.10

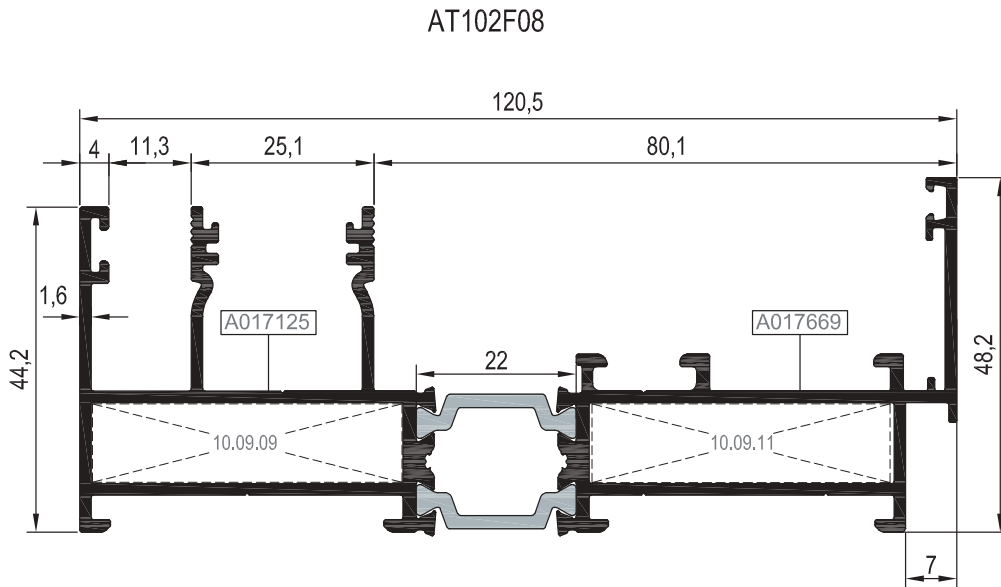
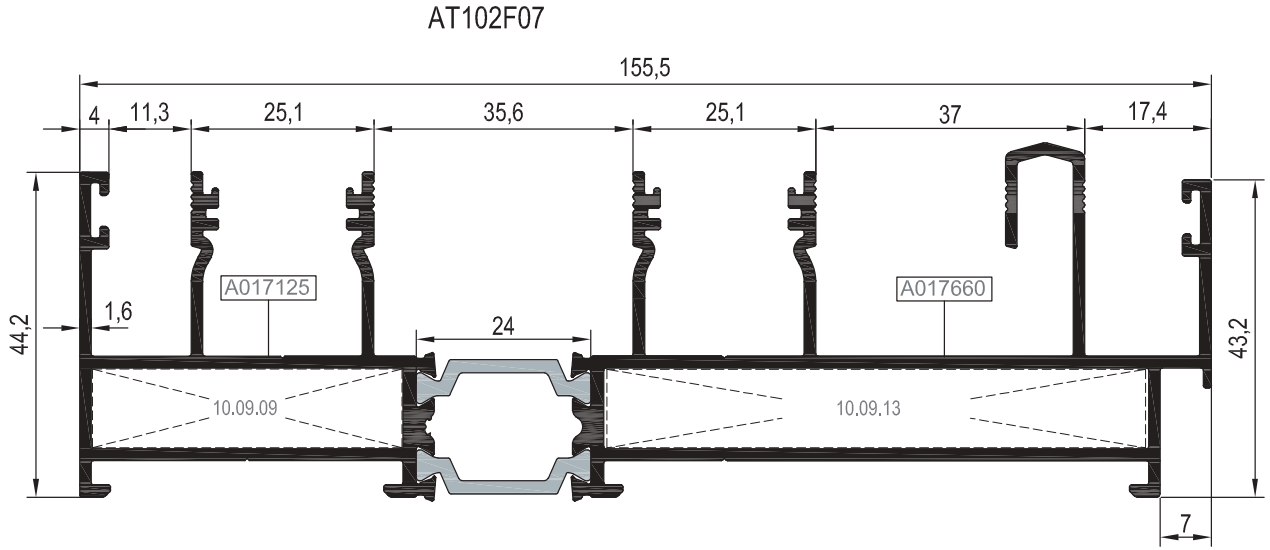
KOD / CODE	AĞIRLIK (kg/m) / WEIGHT	Jxx cm ⁴	Jyy cm ⁴	L m
AT102F05	3,275	260,118	17,265	6
**AT102F06	-----	-----	-----	6



**Kalıp aktif değildir. Sipariş üzerine yapılacaktır.
The die is not active. It will be produced by order.

Nr	KESİM ÖLÇÜSÜ CUTTING SIZE	AYARLI KÖŞE BAĞLANTI ADJUSTABLE CORNER CONNECTION
AT102F05	A017125	42,5 mm
	A017659	32,0 mm
	A017126	35,5 mm
**AT102F06	A017125	42,5 mm
	---	79,6 mm

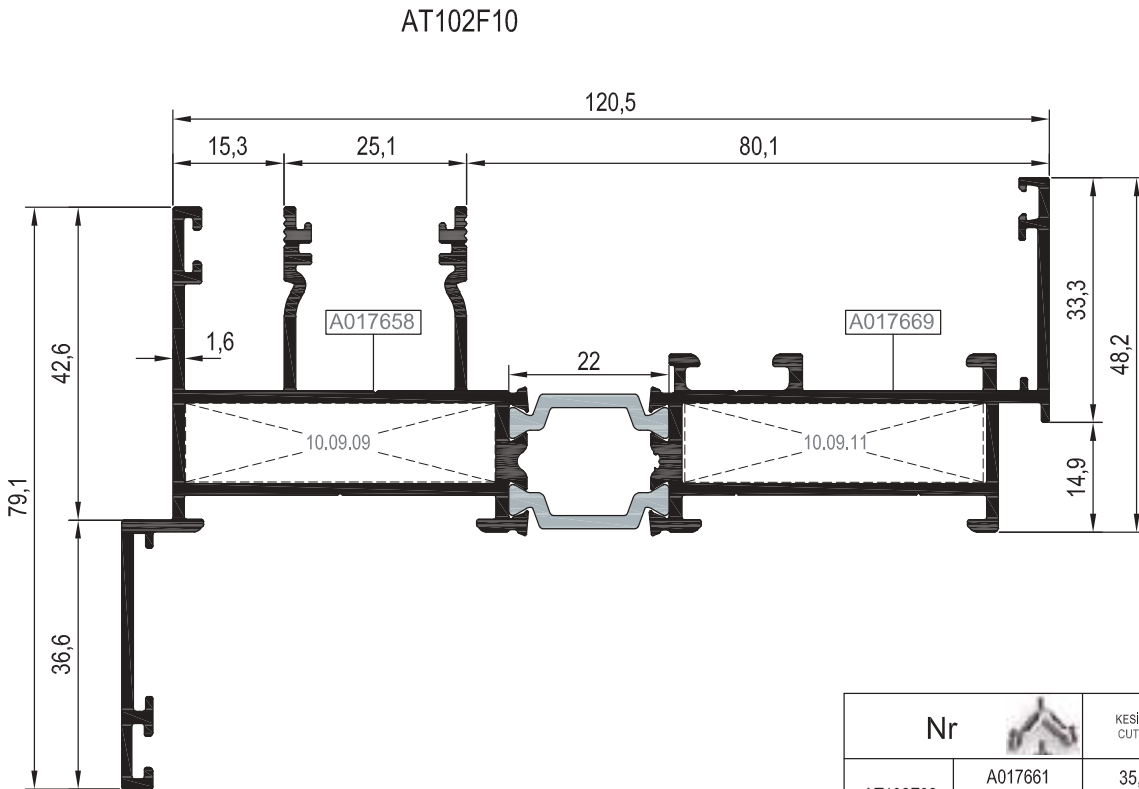
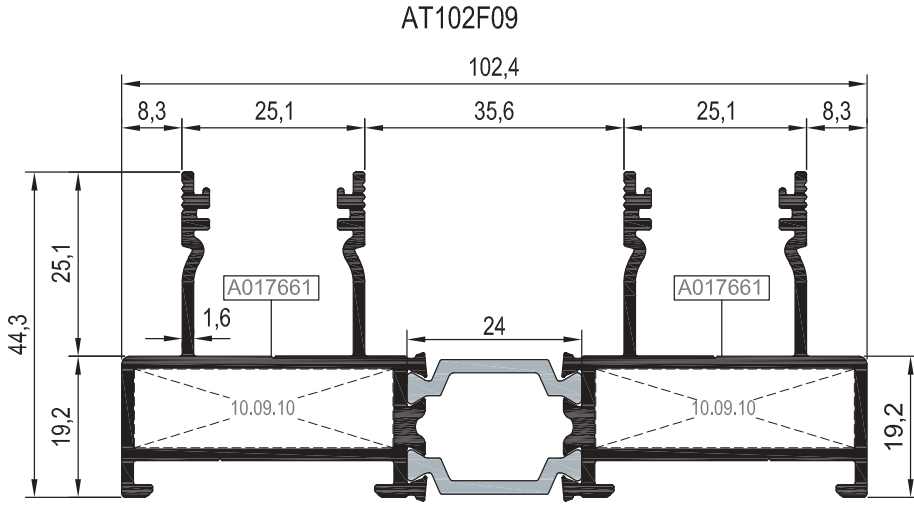
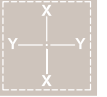
KOD / CODE	AĞIRLIK (kg/m) / WEIGHT	Jxx cm ⁴	Jyy cm ⁴	L m	
AT102F07	2,764	180,959	16,239	6	
AT102F08	2,104	88,846	10,558	6	



Nr		KEŞİM ÖLÇÜSÜ CUTTING SIZE	AYARLI KÖŞE BAĞLANTI ADJUSTABLE CORNER CONNECTION
AT102F07	A017125	42,0 mm	10.09.09
	A017660	74,0 mm	10.09.13
AT102F08	A017125	42,0 mm	10.09.09
	A017669	41,0 mm	10.09.11

- 01
- 02
- 03
- 04
- 05
- 06
- 07

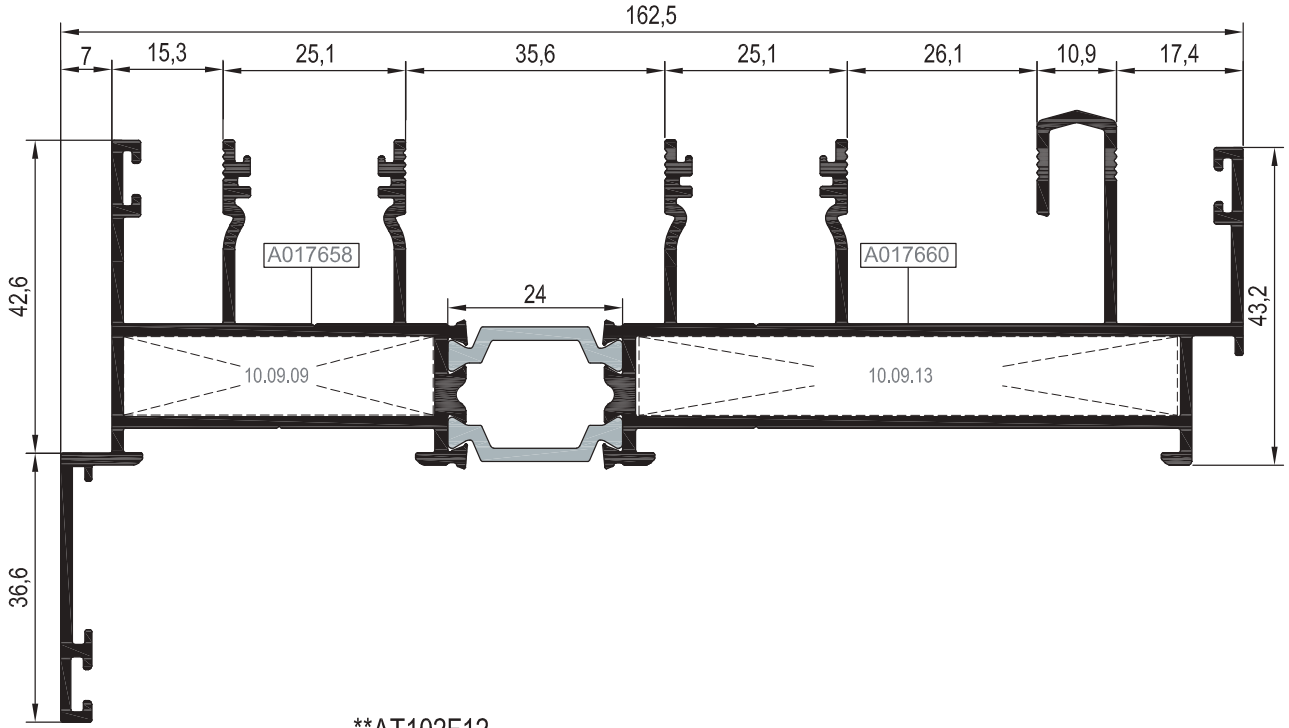
KOD / CODE	AĞIRLIK (kg/m) / WEIGHT	Jxx cm ⁴	Jyy cm ⁴	L m
AT102F09	1,850	49,331	9,487	6
AT102F10	2,344	105,768	19,517	6



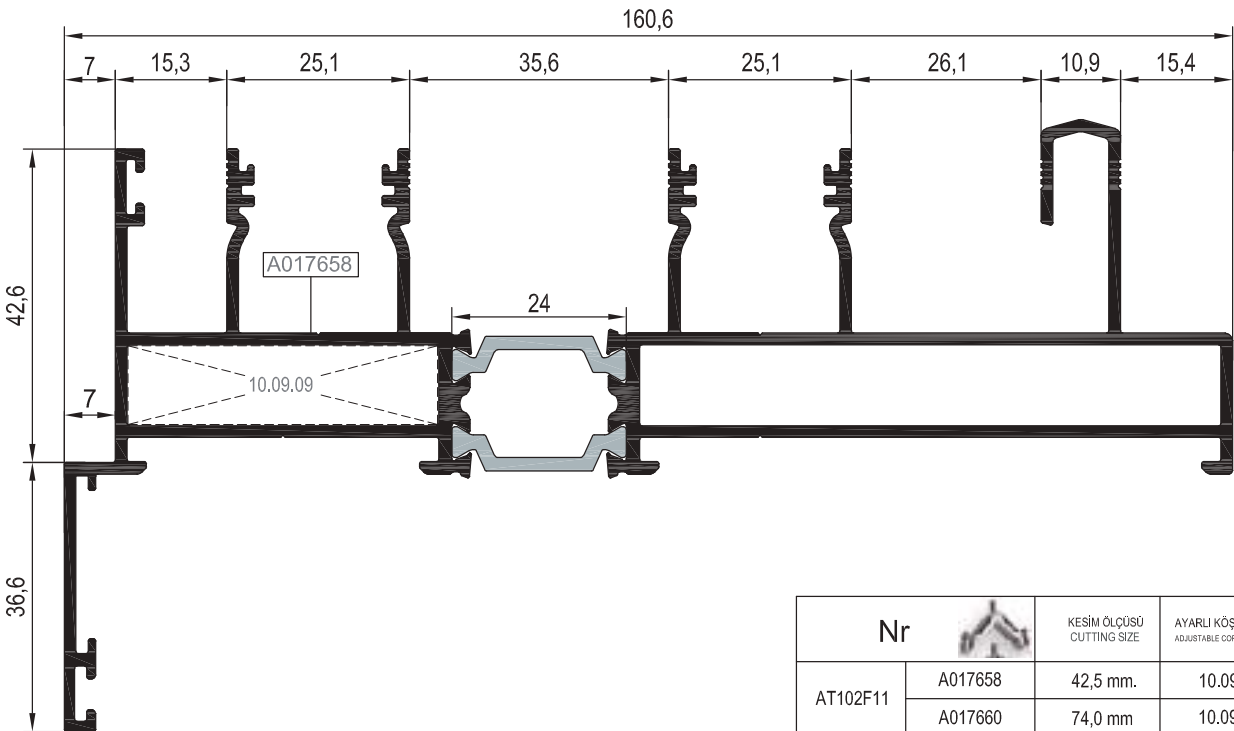
Nr		KESİM ÖLÇÜSÜ CUTTING SIZE	AYARLI KÖŞE BAĞLANTI ADJUSTABLE CORNER CONNECTION
AT102F09	A017661	35,5 mm	10.09.10
	A017661	35,5 mm	10.09.10
AT102F10	A017658	42,5 mm	10.09.09
	A017669	41,0 mm	10.09.11

KOD / CODE	AĞIRLIK (kg/m) / WEIGHT	Jxx cm ⁴	Jyy cm ⁴	L m	
AT102F11	2,988	219,128	27,419	6	
**AT102F12	-----	-----	-----	6	

AT102F11



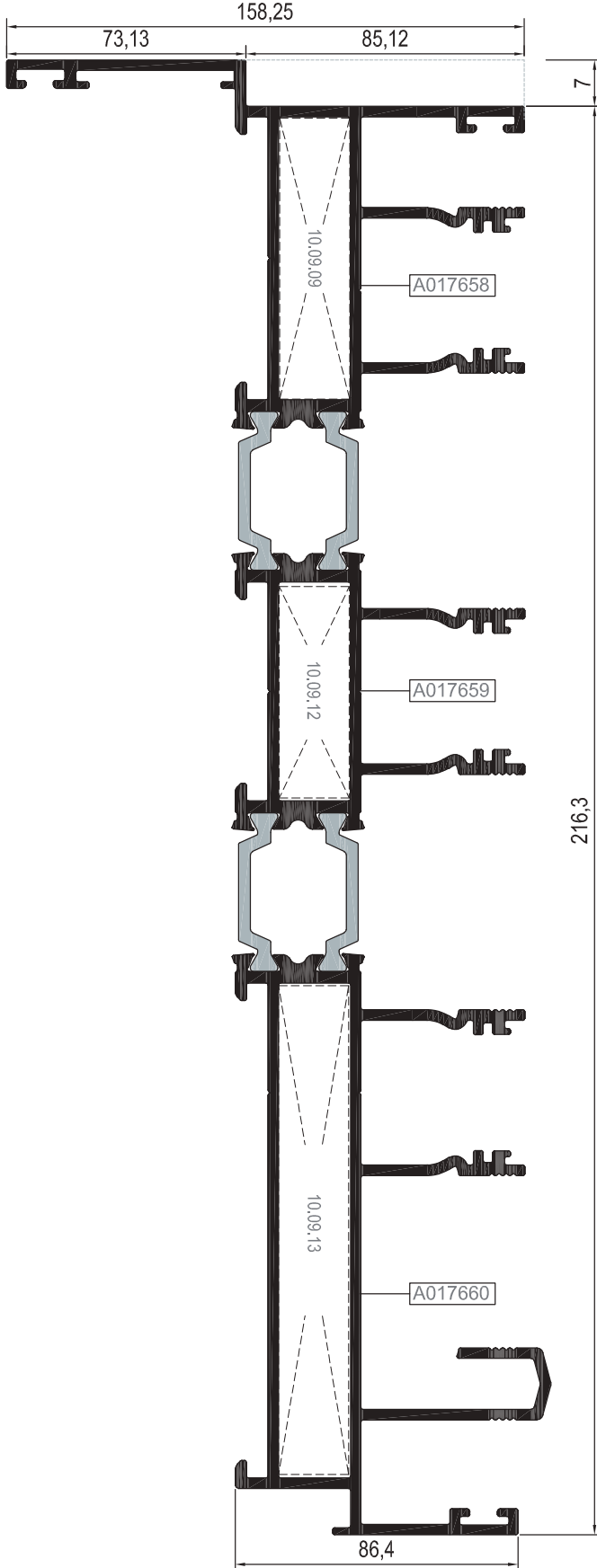
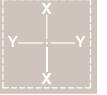
**AT102F12



**Kalıp aktif değildir. Sipariş üzerine yapılacaktır.
The die is not active. It will be produced by order.

Nr		KEŞİM ÖLÇÜSÜ CUTTING SIZE	AYARLI KÖŞE BAĞLANTI ADJUSTABLE CORNER CONNECTION
AT102F11	A017658	42,5 mm.	10.09.09
	A017660	74,0 mm	10.09.13
**AT102F12	A017658	42,5 mm.	10.09.09
	---	79,6 mm.	---

KOD / CODE	AĞIRLIK (kg/m) / WEIGHT	Jxx cm ⁴	Jyy cm ⁴	L m	
AT102F13	4,046	520,3276	32,3854	6	



AT102F13

ÜÇ RAYLI İÇTEN PERVAZLI KASA PROFİLİ

3 RAILED FRAME PROFILE WITH SILL

01

02

03


04

05

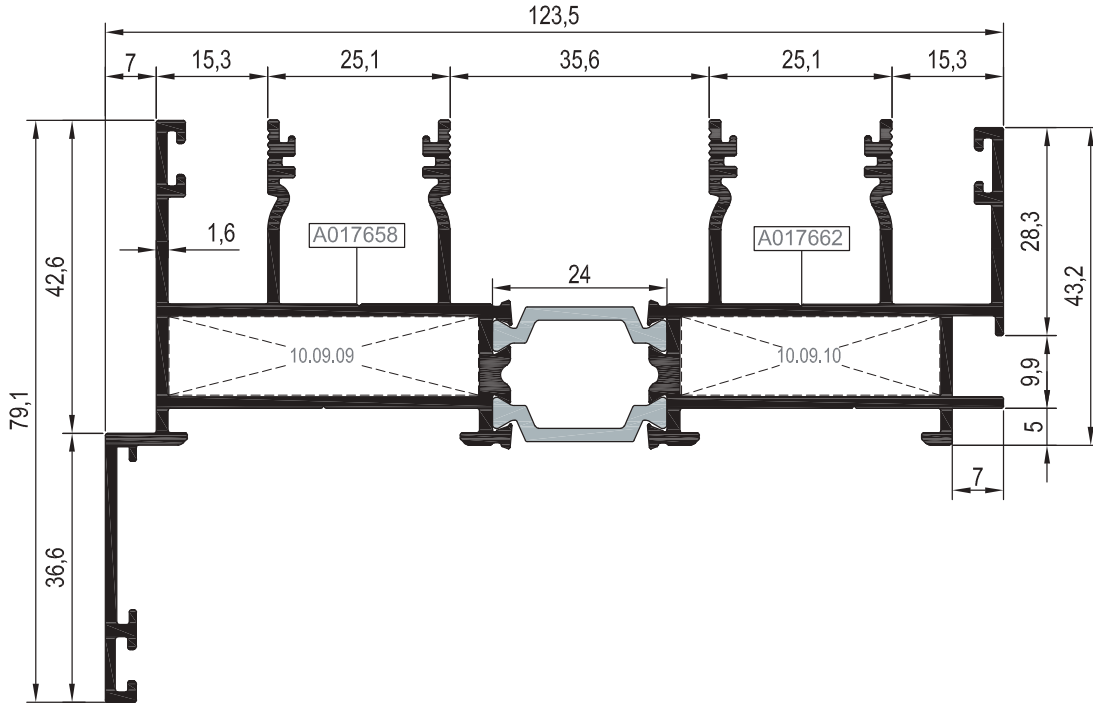
06

07

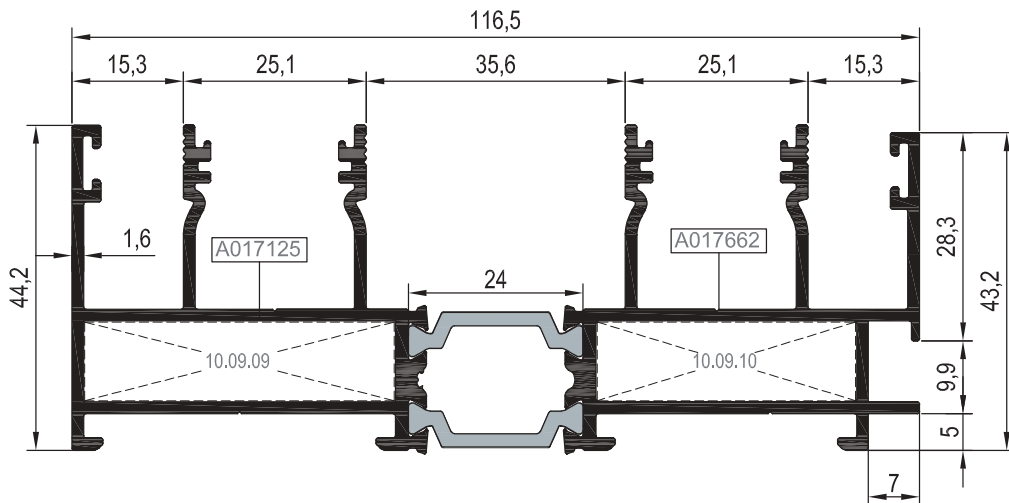
Nr		KESİM ÖLÇÜSÜ CUTTING SIZE	AYARLI KÖŞE BAĞLANTI ADJUSTABLE CORNER CONNECTION
AT102F13	A017658	42,5 mm	10.09.09
	A017659	32,0 mm	10.09.12
	A017660	74,0 mm	10.09.13

KOD / CODE	AĞIRLIK (kg/m) / WEIGHT	Jxx cm ⁴	Jyy cm ⁴	L m	
AT102F14	2,567	108,435	22,969	6	
AT102F15	2,248	85,940	12,379	6	

AT102F14



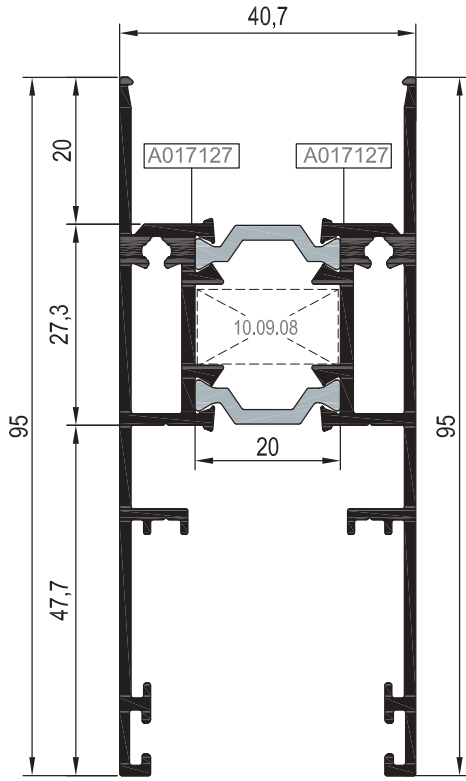
AT102F15



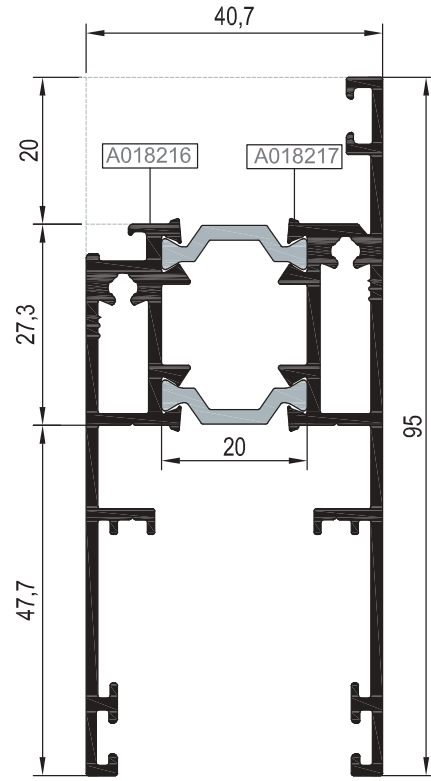
Nr		KEŞİM ÖLÇÜSÜ CUTTING SIZE	AYARLI KÖŞE BAĞLANTI ADJUSTABLE CORNER CONNECTION
AT102F14	A017658	42,5 mm.	10.09.09
	A017662	35,5 mm.	10.09.10
AT102F15	A017125	42,5 mm.	10.09.09
	A017662	35,5 mm.	10.09.10

KOD / CODE	AĞIRLIK (kg/m) / WEIGHT	Jxx cm ⁴	Jyy cm ⁴	L m	
AT102V01	1,700	12,219	25,487	6	
AT102V02	0,890	5,447	2,031	6	
AT102V08	1,670	11,385	24,085	6	

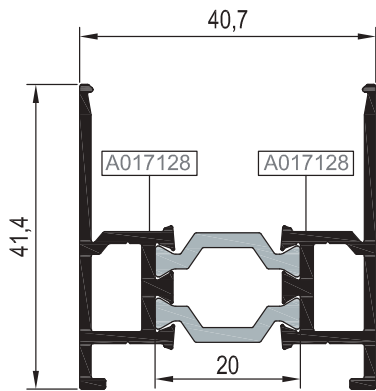
AT102V01



AT102V08



AT102V02



01

02


03

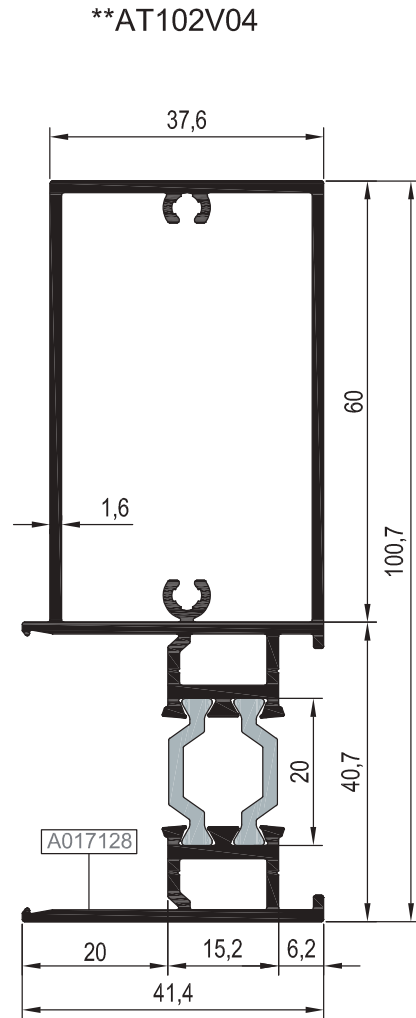
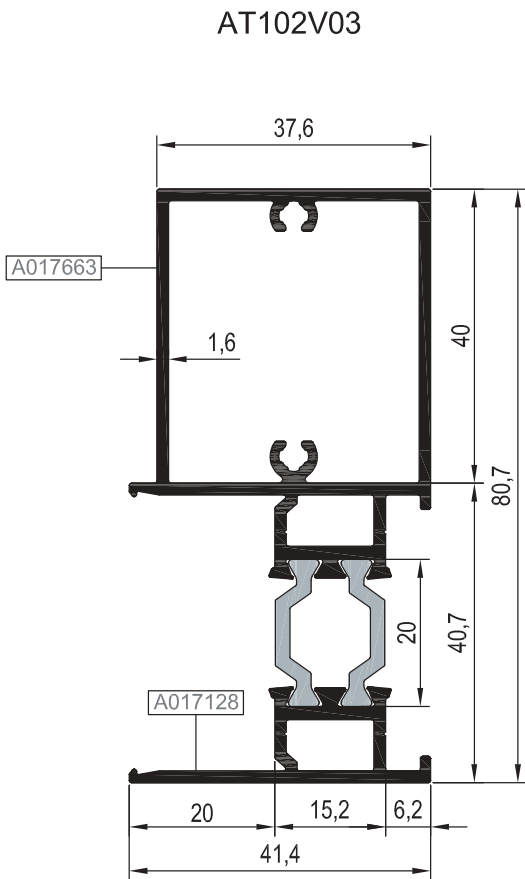
04

05

06

07

KOD / CODE	AĞIRLIK (kg/m) / WEIGHT	Jxx cm ⁴	Jyy cm ⁴	L m	
AT102V03	1,472	26,887	5,571	6	
**AT102V04	-----	46,598	9,562	6	



**Kalıp aktif değildir. Sipariş üzerine yapılacaktır.
The die is not active. It will be produced by order.

KOD / CODE	AĞIRLIK (kg/m) / WEIGHT	Jxx cm ⁴	Jyy cm ⁴	L m	
**AT102V05	----	74,520	11,645	6	
**AT102V06	----	111,585	13,725	6	

01

02

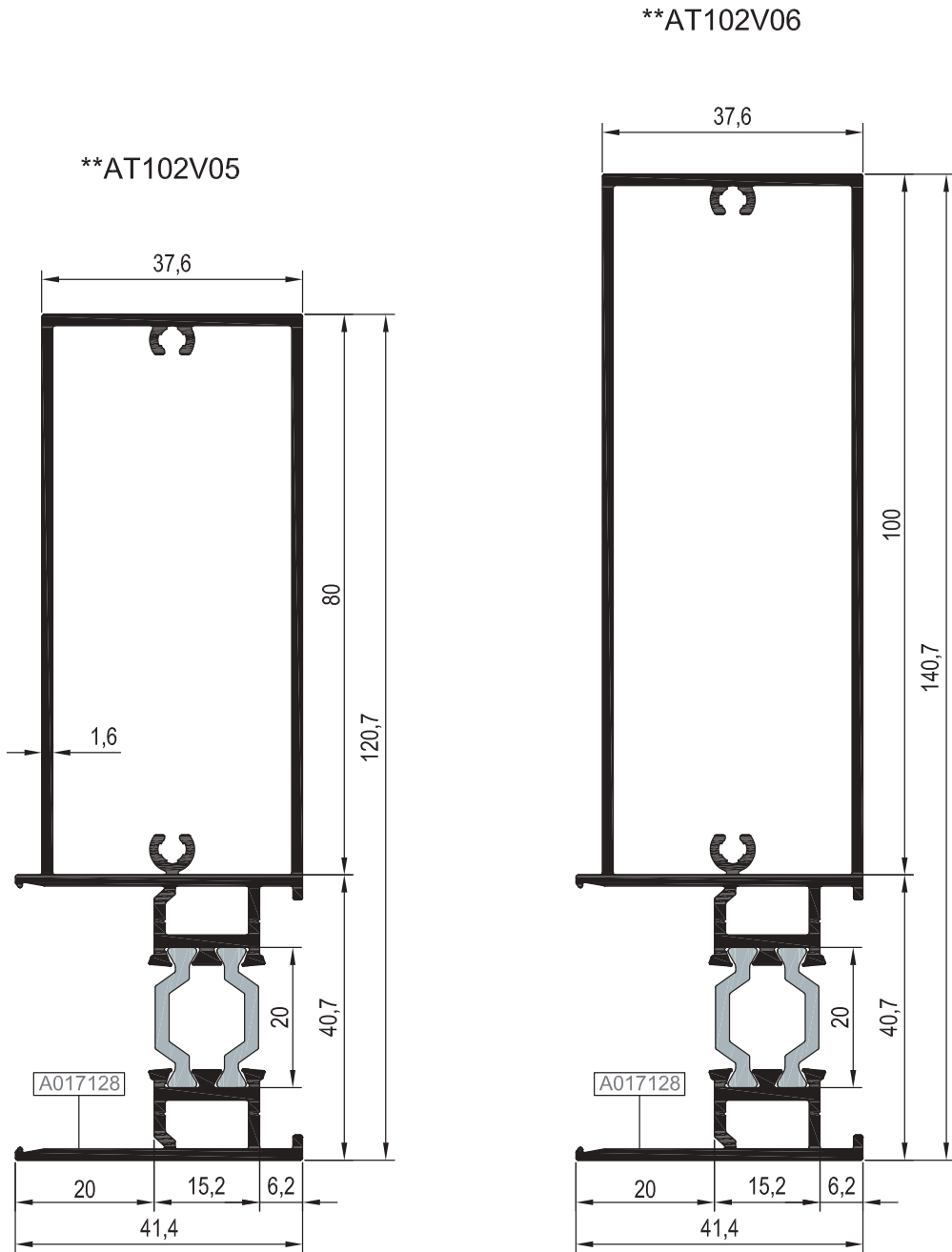
03

04

05

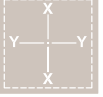
06

07

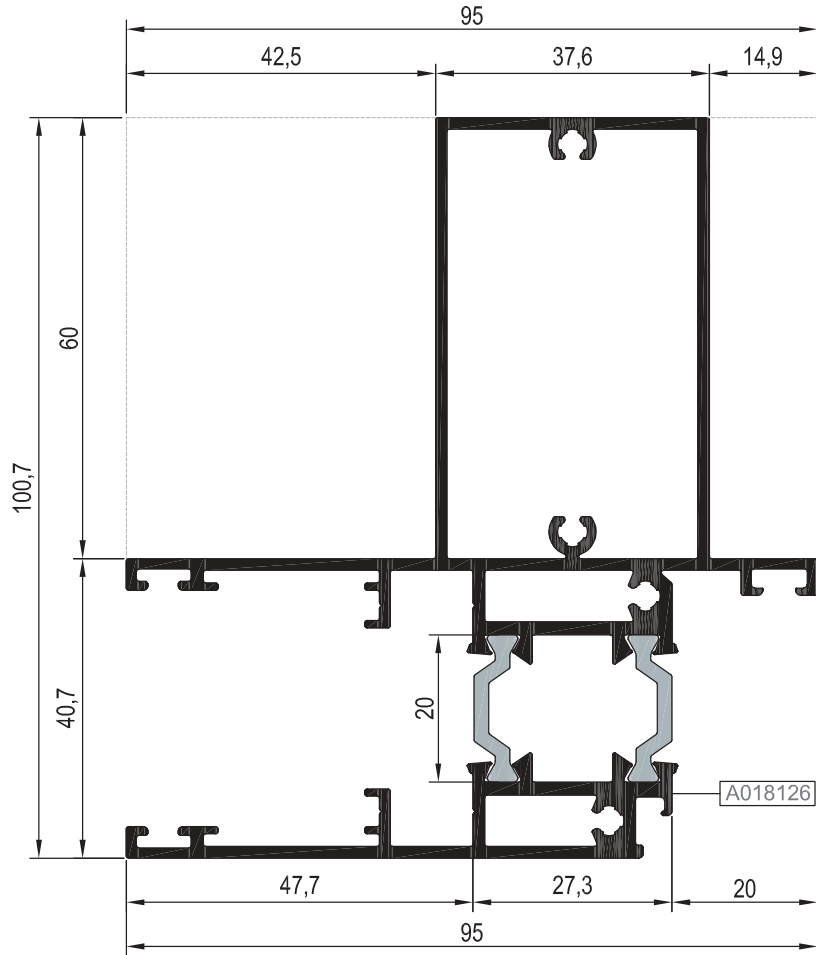


**Kalıp aktif değildir. Sipariş üzerine yapılacaktır.
The die is not active. It will be produced by order.

KOD / CODE	AĞIRLIK (kg/m) / WEIGHT	Jxx cm ⁴	Jyy cm ⁴	L m	
**AT102V09	----	61,257	40,90	6	



**AT102V09



**Kalıp aktif değildir. Sipariş üzerine yapılacaktır.
The die is not active. It will be produced by order.

01

02

03

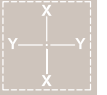
04

05

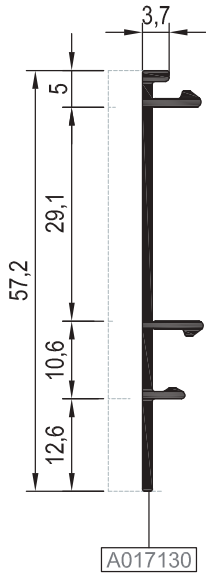
06

07

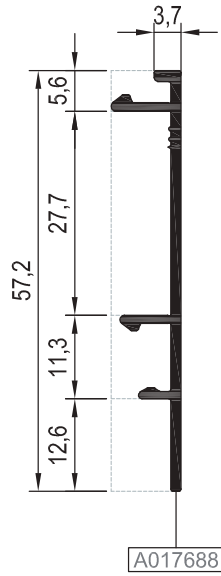
KOD / CODE	AĞIRLIK (kg/m) / WEIGHT	Jxx cm ⁴	Jyy cm ⁴	L m
T102 A02	0,293	----	----	6
T102 A10	0,298	----	----	6
T102 A06	0,458	----	----	6
T102 A09	0,587	----	----	6



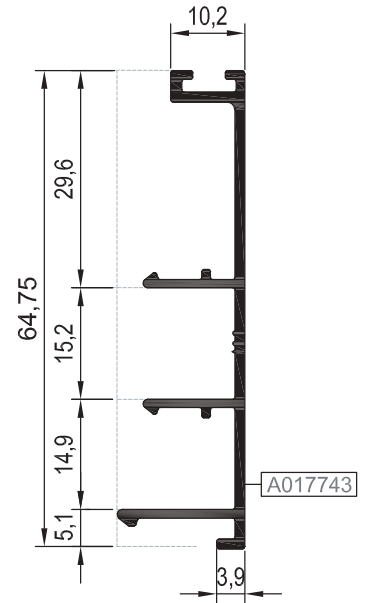
T102 A 02



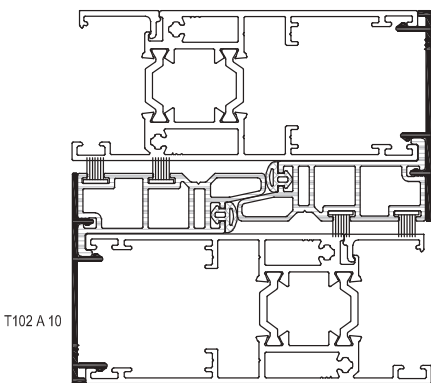
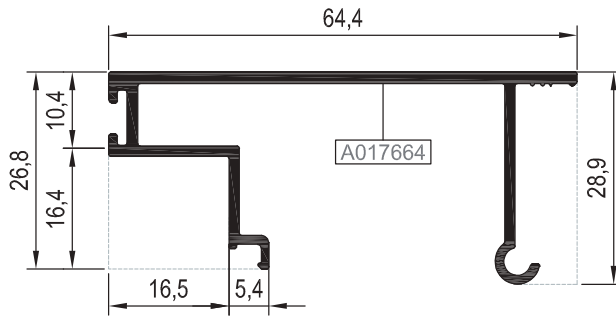
T102 A 10



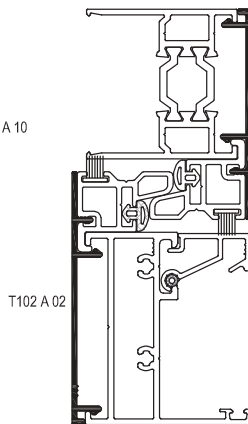
T102 A 06



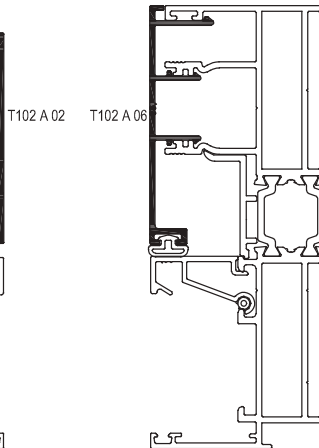
T102 A 09



T102 A 10

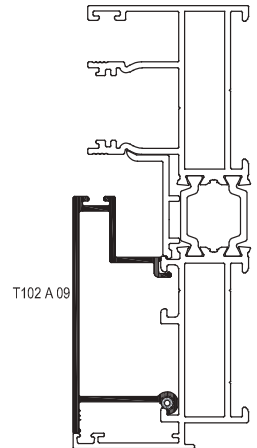


T102 A 02



T102 A 02

T102 A 06

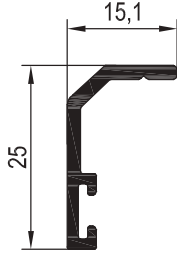


T102 A 09

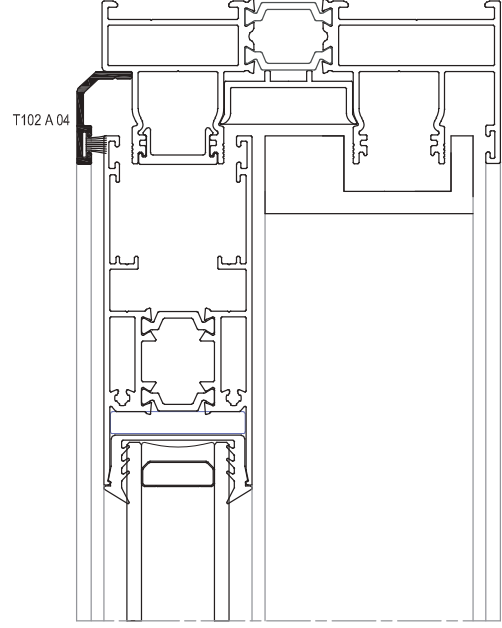
Ölçek/Scale : 1/2

KOD / CODE	AĞIRLIK (kg/m) / WEIGHT	Jxx cm4	Jyy cm4	L m	
**T102 A04	----	----	----	6	
**T102 A05	----	----	----	6	

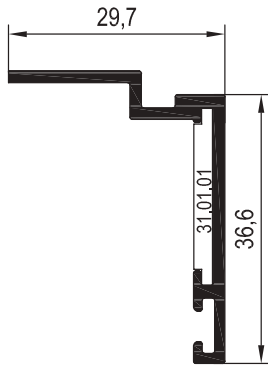
**T102 A 04



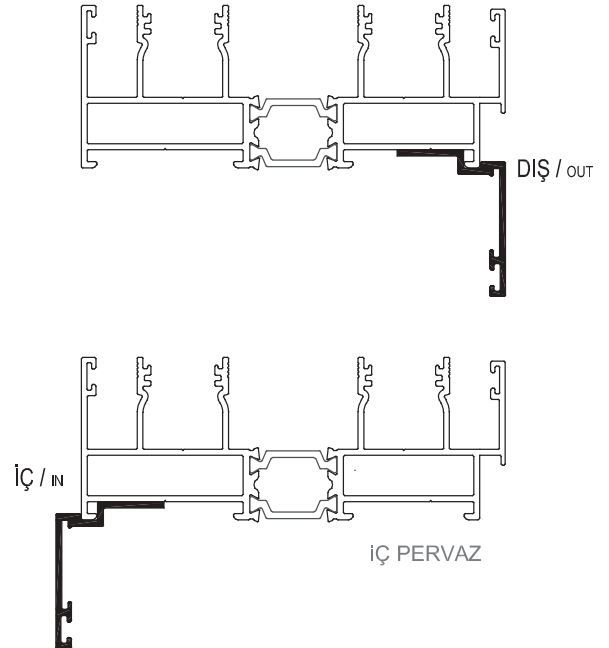
DAMLALIK PROFİLİ
RAINDROP PROFILE



**T102 A 05



PERVAZ PROFİLİ
SILL PROFILE

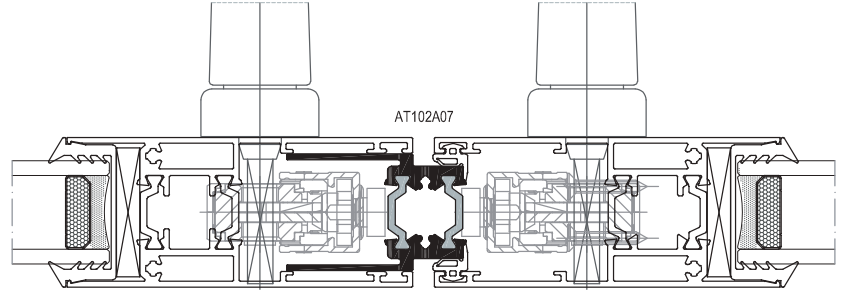
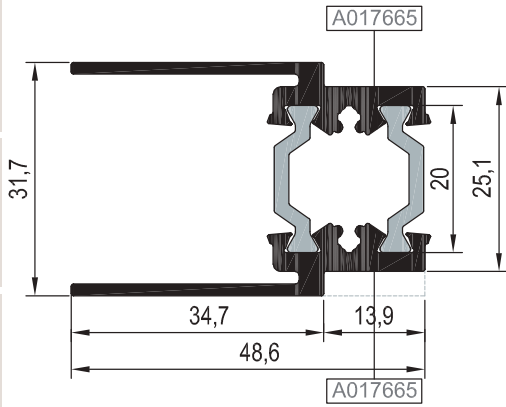


Ölçek/Scale : 1/2

**Kalıp aktif değildir. Sipariş üzerine yapılacaktır.
The die is not active. It will be produced by order.

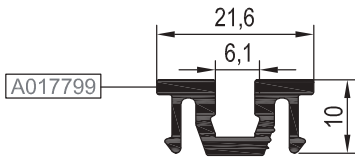
KOD / CODE	AĞIRLIK (kg/m) / WEIGHT	Jxx cm ⁴	Jyy cm ⁴	L m	
AT102 A07	0,948	----	----	6	
T102 A 11	0,289	----	----	6	
T102 A 01	0,239	----	----	6	
T102 A 03	0,197	----	----	6	

AT102A07

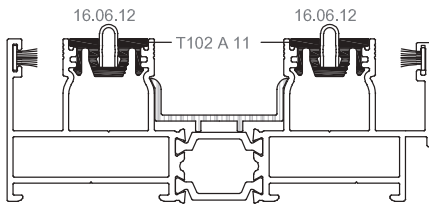
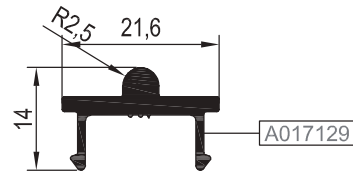


Ölçek/Scale : 1/2

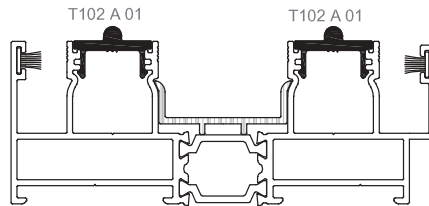
T102 A 11



T102 A 01

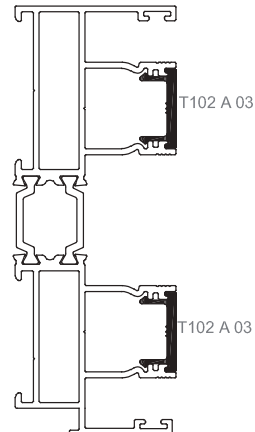
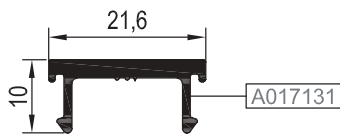


Ölçek/Scale : 1/2



Ölçek/Scale : 1/2

*T102 A 03

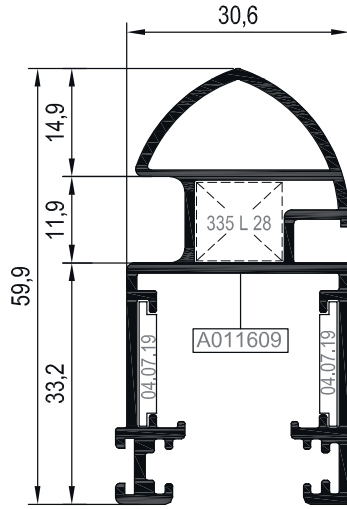


Ölçek/Scale : 1/2

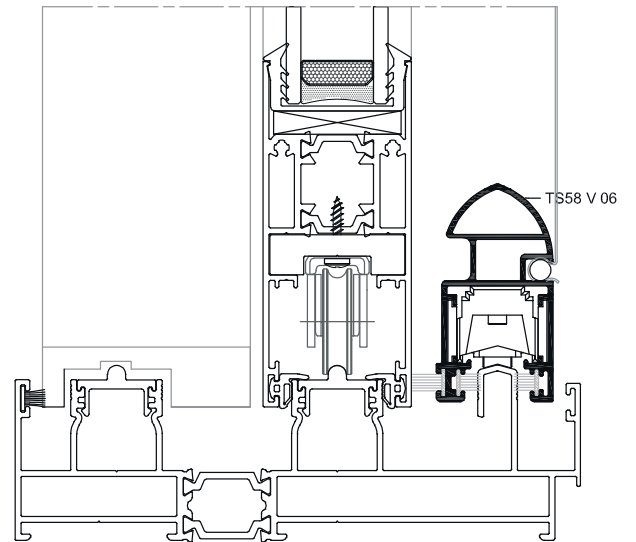
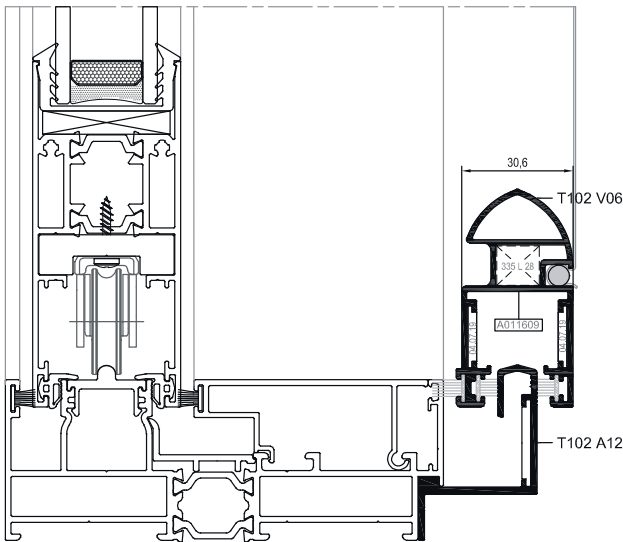
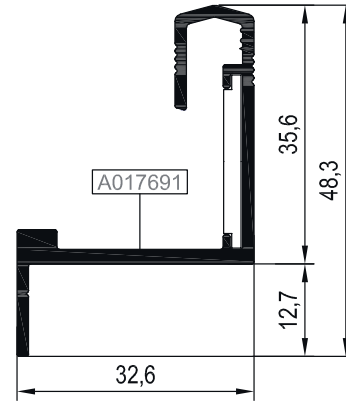
**Siyah boyalı veya siyah eloksalli olarak üretilmelidir.
Should be produced black anodized or black painted.

KOD / CODE	AĞIRLIK (kg/m) / WEIGHT	Jxx cm ⁴	Jyy cm ⁴	L m	
TS58 V 06	0,917	4,270	10,506	6	
T102 A12	0,520	---	---	6	

TS58 V 06



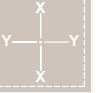
T102 A 12



Ölçek/Scale : 1/2

Nr		L m	KESİM ÖLÇÜSÜ CUTTING SIZE	AKS. KODU ACS. CODE
TS58 V 06	A011609	25 L 28(A010542)	12,0 mm	335 L 28

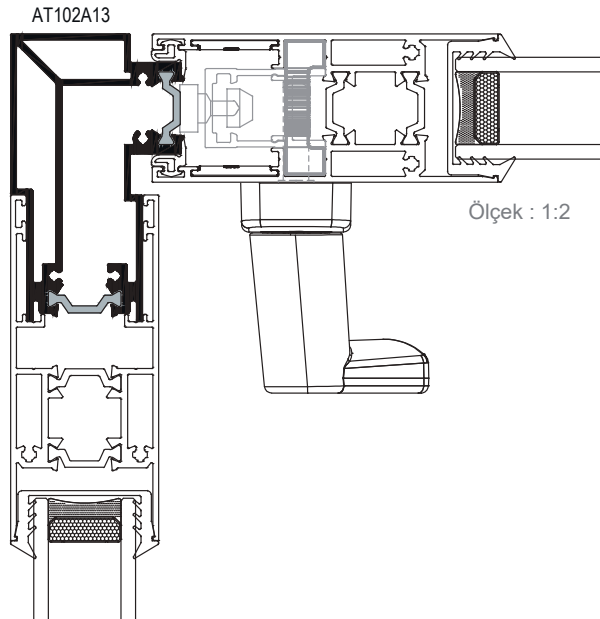
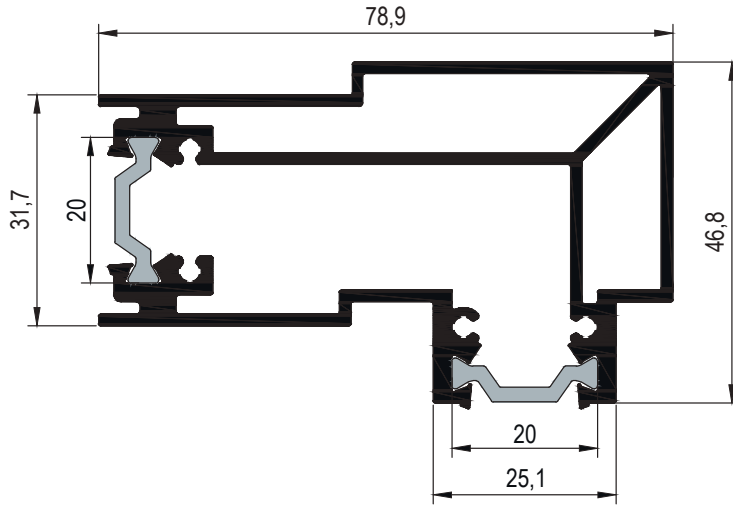
KOD / CODE	AĞIRLIK (kg/m) / WEIGHT	Jxx cm4	Jyy cm4	L m	
**AT102A13	----	----	----	6	



**AT102A13

90 DERECE KÖŞE DÖNÜŞ PROFİLİ

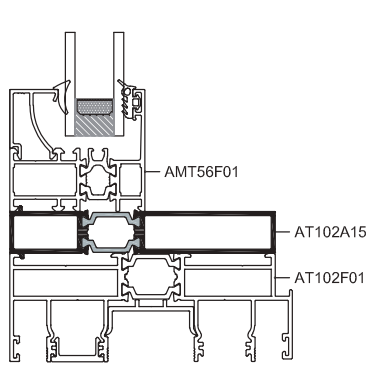
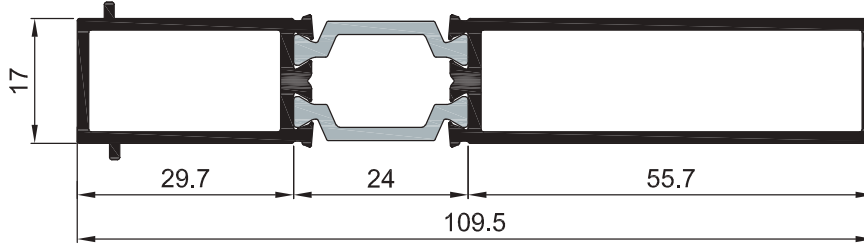
90 ° CORNER PROFILE



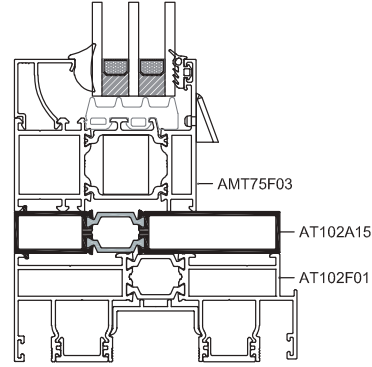
**Kalıp aktif değildir. Sipariş üzerine yapılacaktır.
The die is not active. It will be produced by order.

KOD / CODE	AĞIRLIK (kg/m) / WEIGHT	Jxx cm ⁴	Jyy cm ⁴	L m	
**AT102A15	----	----	----	6	
**AT102A16	----	----	----	6	

****AT102A15**

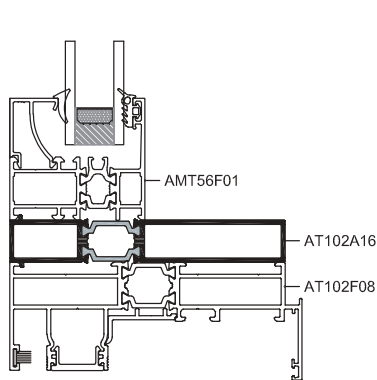
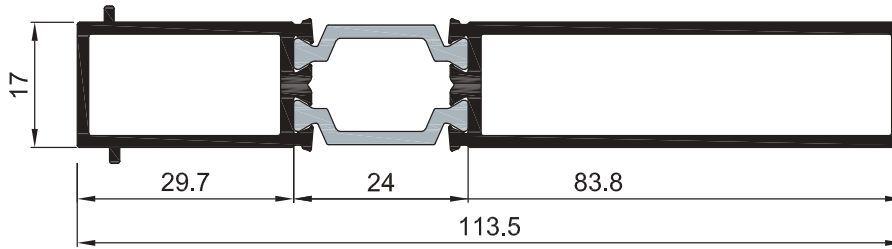


Ölçek/Scale : 1/3

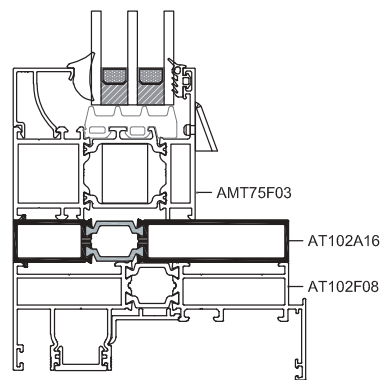


Ölçek/Scale : 1/3

****AT102A16**



Ölçek/Scale : 1/3



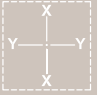
Ölçek/Scale : 1/3

**Kalıp aktif değildir. Sipariş üzerine yapılacaktır.
The die is not active. It will be produced by order.

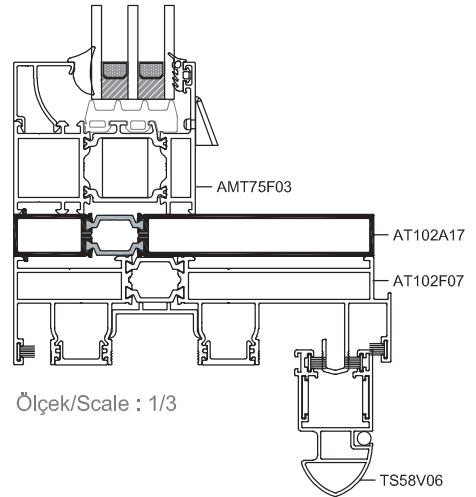
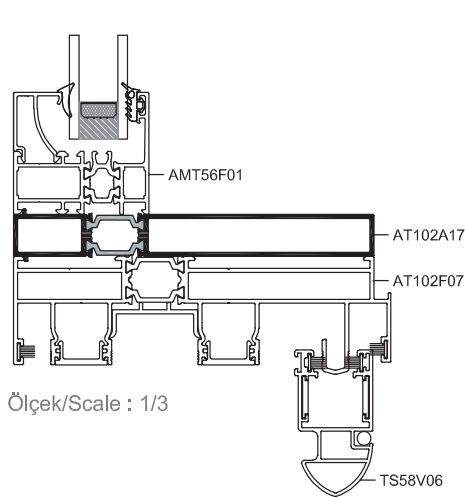
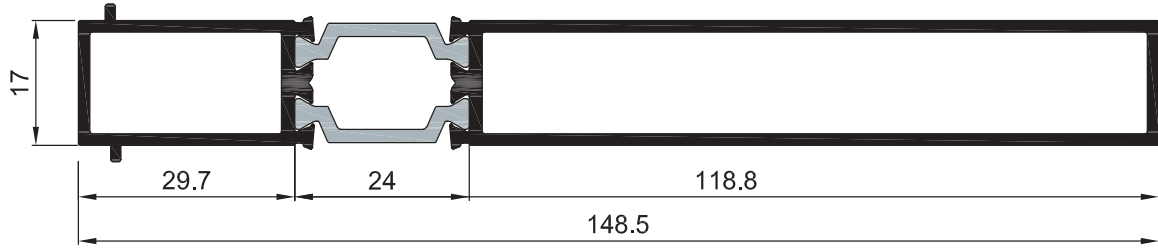
KASA BİRLEŞİM DETALARI
FRAME JOINT DETAILS

RST102

KOD / CODE	AĞIRLIK (kg/m) / WEIGHT	Jxx cm4	Jyy cm4	L m	
**AT102A17	----	----	----	6	

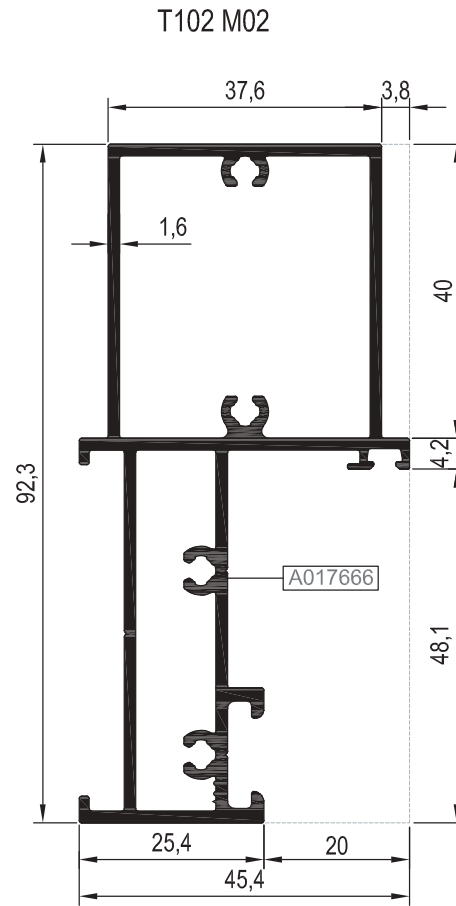
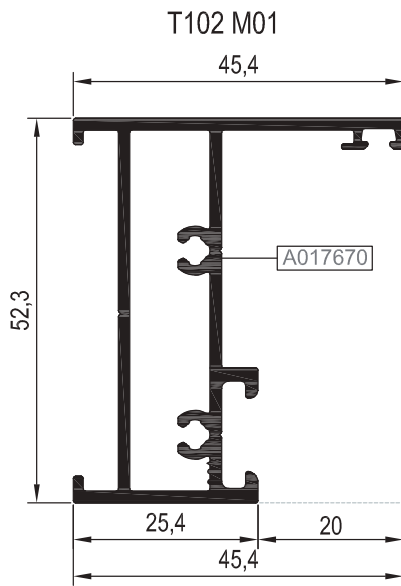


**AT102A17



**Kalıp aktif değildir. Sipariş üzerine yapılacaktır.
The die is not active. It will be produced by order.

KOD / CODE	AĞIRLIK (kg/m) / WEIGHT	Jxx cm ⁴	Jyy cm ⁴	L m	
T102 M01	0,897	11,961	3,277	6	
T102 M02	1,484	47,197	8,502	6	



01

02

03

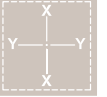
04

05

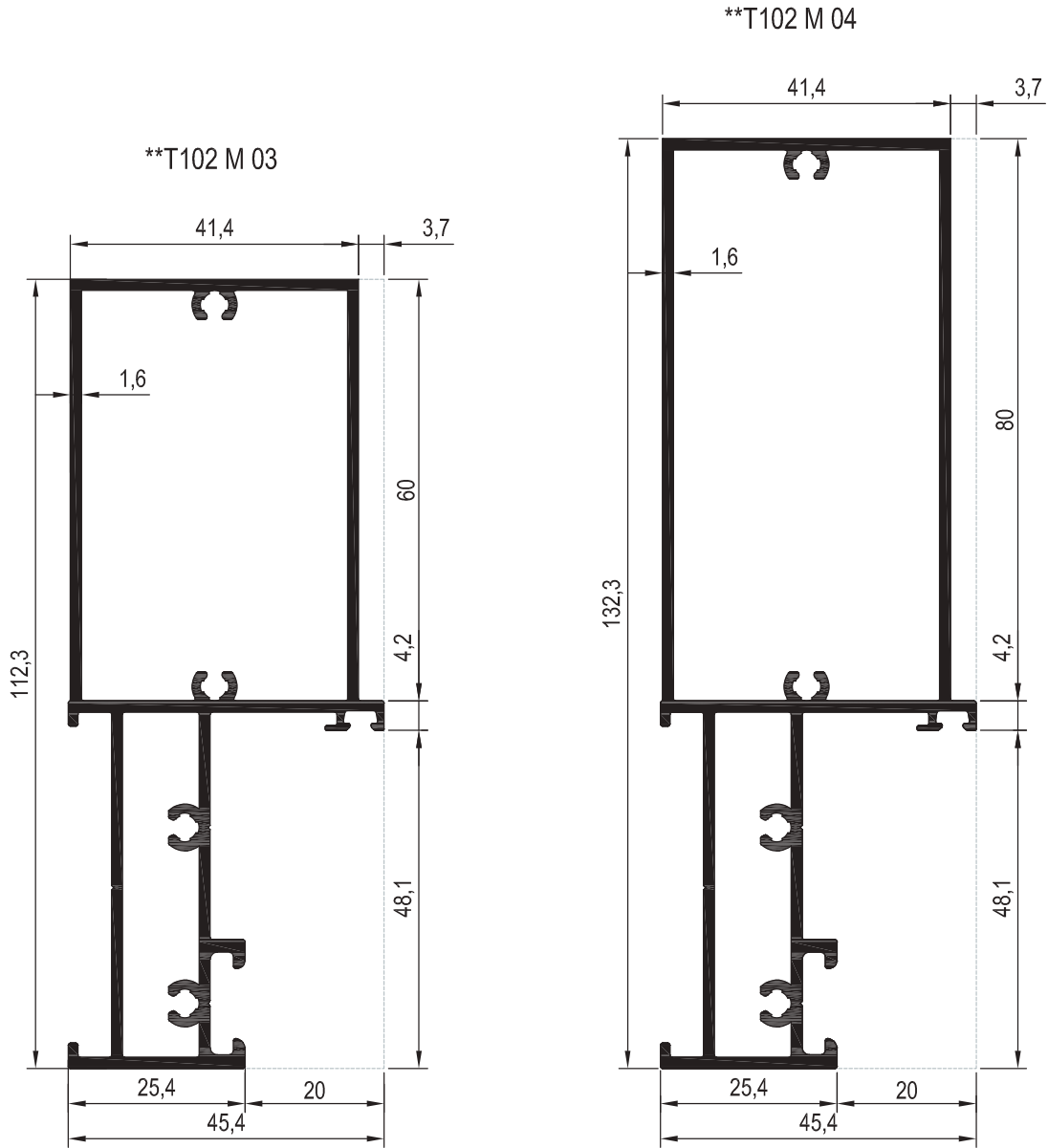
06

07

KOD / CODE	AĞIRLIK (kg/m) / WEIGHT	Jxx cm ⁴	Jyy cm ⁴	L m
**T102 M 03	----	79,395	11,955	6
**T102 M 04	----	122,41	14,53	6



- 01
- 02
- 03
- 04
- 05
- 06
- 07

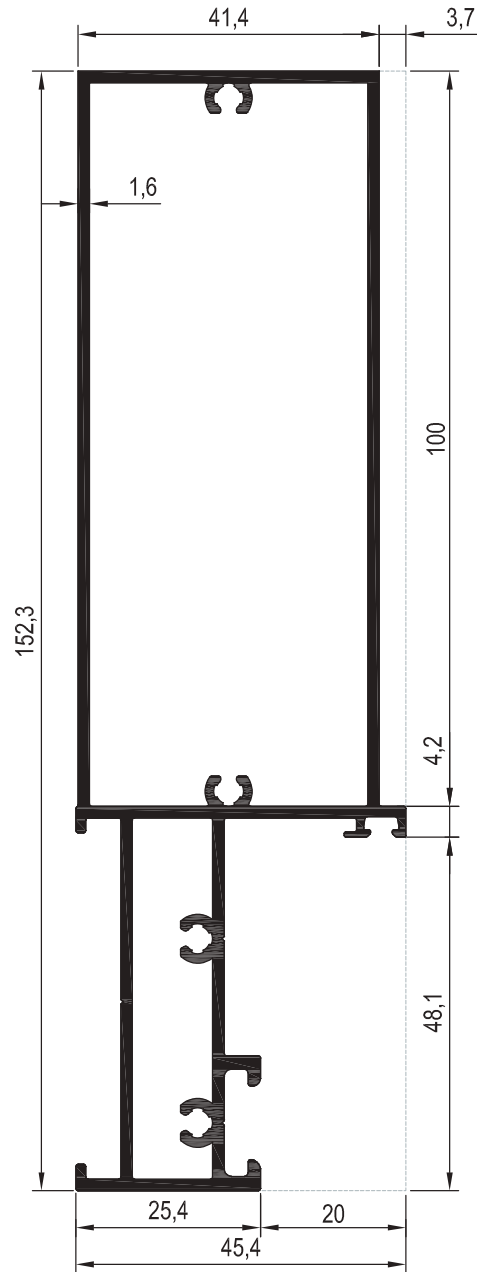


**Kalıp aktif değildir. Sipariş üzerine yapılacaktır.
The die is not active. It will be produced by order.

KOD / CODE	AĞIRLIK (kg/m) / WEIGHT	Jxx cm ⁴	Jyy cm ⁴	L m	
**T102 M 05	----	178,65	17,095	6	



**T102 M 05



01

02

03

04

05

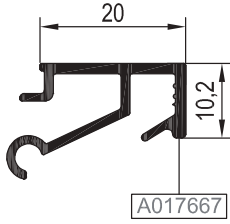
06

07

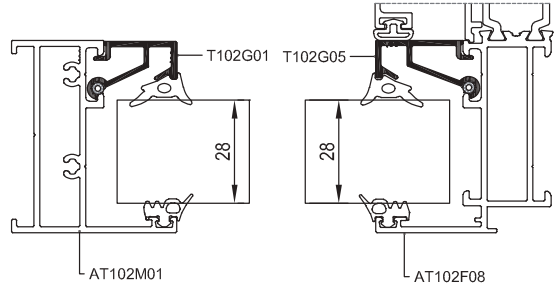
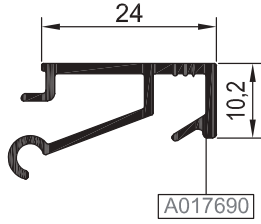
**Kalıp aktif değildir. Sipariş üzerine yapılacaktır.
The die is not active. It will be produced by order.

KOD / CODE	AĞIRLIK (kg/m) / WEIGHT	L m	KOD / CODE	AĞIRLIK (kg/m) / WEIGHT	L m
T102 G 01	0,235	6	----	----	----
T102 G 02	0,250	6	----	----	----
**T102 G 03	---	6	----	----	----
T102 G 05	0,259	6	----	----	----

T102 G 01



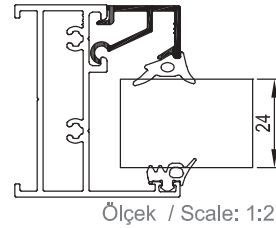
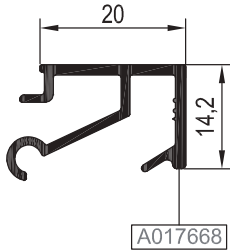
T102 G 05



Ölçek / Scale : 1:2

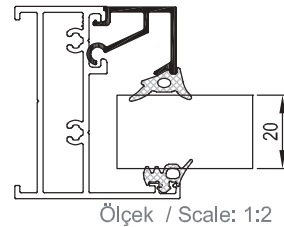
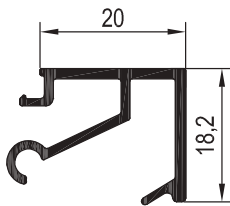
**T102 G 01 ile T102 G 05 birlikte kullanılır.
T102 G 01 and T102 G 05 are used together.

T102 G 02



Ölçek / Scale: 1:2

**T102 G 03

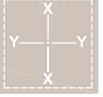


Ölçek / Scale: 1:2

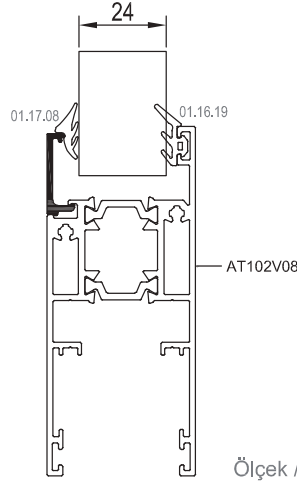
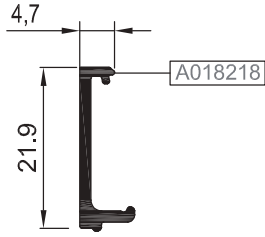
**Kalıp aktif değildir. Sipariş üzerine yapılacaktır.
The die is not active. It will be produced by order.

CAM ÇİTASI (KASA) GLAZING BEAD	CAM ÇİTASI (KENET) GLAZING BEAD	İÇ CAM FİTİLİ GLAZING GASKET	CAM KALINLIĞI GLASS THICKNESS	DIŞ CAM FİTİLİ GLAZING GASKET	CAM TAKOZU GLASS SUPPORT
T102 G 05	T102 G 01	01.RES.06	28 mm	01.11.21	11.02.40
-	T102 G 02	01.RES.06	24 mm	01.11.21	11.02.40
-	**T102 G 03	01.RES.06	20 mm	01.11.21	11.02.40

KOD / CODE	AĞIRLIK (kg/m) / WEIGHT	L m	KOD / CODE	AĞIRLIK (kg/m) / WEIGHT	L m
T102 G 04	0,133	6	----	----	----



T102 G 04



01

02




03




04

05

06

07

AKSESUAR KODU (ACCESSORY CODE)	10.09.08	10.09.09	10.09.10
KESİM ÖLÇÜSÜ (CUTTING SIZE)	20 mm	42 mm	35 mm
PROFİL KODU (PROFILE CODE)			
ÇİZİM (DRAWING)			

AKSESUAR KODU (ACCESSORY CODE)	10.09.11	10.09.12	10.09.13
KESİM ÖLÇÜSÜ (CUTTING SIZE)	41 mm	32 mm	74 mm
PROFİL KODU (PROFILE CODE)			
ÇİZİM (DRAWING)			

KÖŞE TAKOZLARI (CORNER CLEATS)			
Nr		KESİM ÖLÇÜSÜ CUTTING SIZE	AKS. KODU ACS. CODE
AT102F01	A017125	42,5 mm	10.09.09
	A017126	35,5 mm	10.09.10
AT102F02	A017125	42,5 mm	10.09.09
	A017661	35,5 mm	10.09.10
**AT102F03	A017125	42,5 mm.	10.09.09
	---	35,5 mm.	10.09.10
AT102F04	A017658	42,5 mm.	10.09.09
	A017126	35,5 mm.	10.09.10
AT102F05	A017125	42,5 mm	10.09.09
	A017659	32,0 mm	10.09.12
	A017126	35,5 mm	10.09.10
**AT102F06	A017125	42,5 mm	10.09.09
	---	79,6 mm	---
AT102F07	A017125	42,0 mm	10.09.09
	A017660	74,0 mm	10.09.13
AT102F08	A017125	42,0 mm	10.09.09
	A017669	41,0 mm	10.09.11
AT102F09	A017661	35,5 mm	10.09.10
	A017661	35,5 mm	10.09.10
AT102F10	A017658	42,5 mm	10.09.09
	A017669	41,0 mm	10.09.11
AT102F11	A017658	42,5 mm.	10.09.09
	A017660	74,0 mm	10.09.13
**AT102F12	A017658	42,5 mm.	10.09.09
	---	79,6 mm.	---

KÖŞE TAKOZLARI (CORNER CLEATS)			
Nr		KESİM ÖLÇÜSÜ CUTTING SIZE	AKS. KODU ACS. CODE
AT102F13	A017658	42,5 mm	10.09.09
	A017659	32,0 mm	10.09.12
	A017660	74,0 mm	10.09.13
AT102F14	A017658	42,5 mm.	10.09.09
	A017662	35,5 mm.	10.09.10
AT102F15	A017125	42,5 mm.	10.09.09
	A017662	35,5 mm.	10.09.10

MİMARİ KATALOG
ARCHITECTURAL CATALOGUE

Alüminyum Kapı Pencere ve Giydirme Cephe Sistemleri
Aluminium Door Window and Facade Systems

RST102

DETAYLAR

DETAILS

01

02

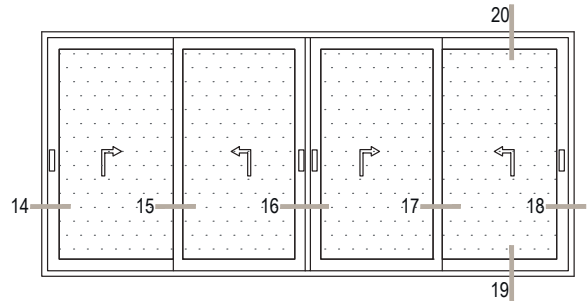
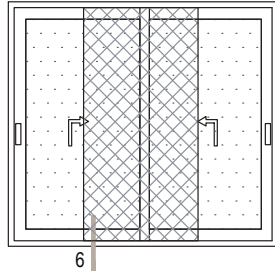
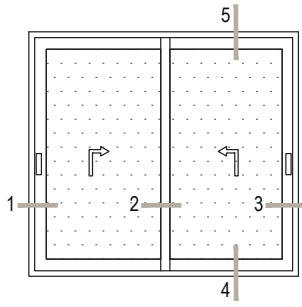
03

04

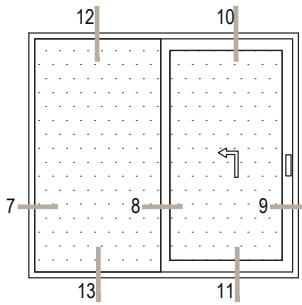
05

06

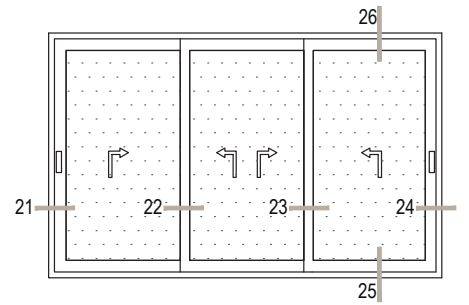
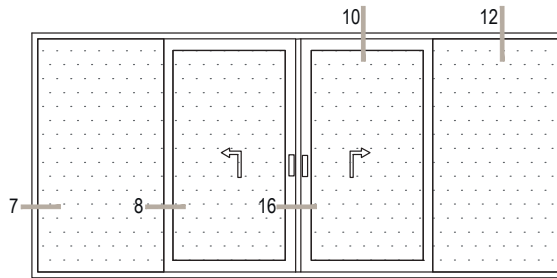
07



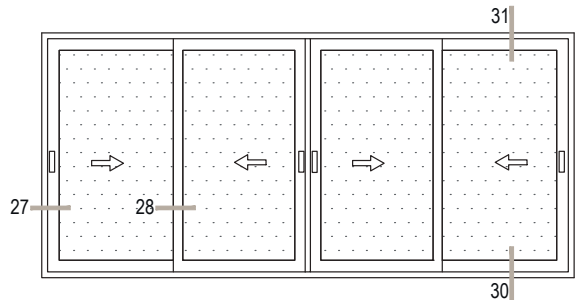
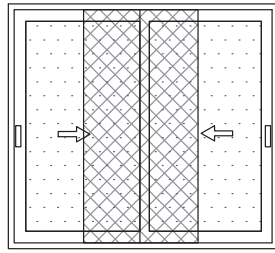
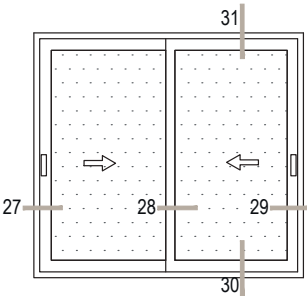
MONORAIL KASA



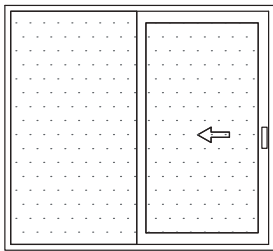
MONORAIL KASA



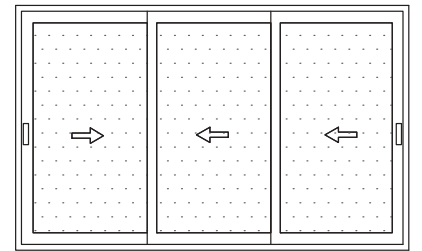
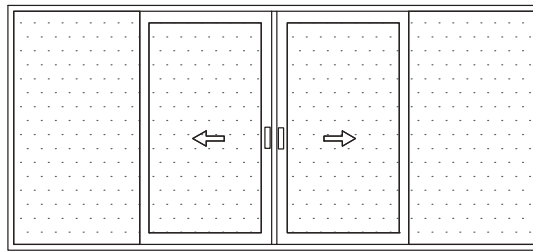
BASİT SÜRME TİPOLOJİ SLIDING DOOR TYPOLOGY



MONORAIL KASA



MONORAIL KASA



01

02

03

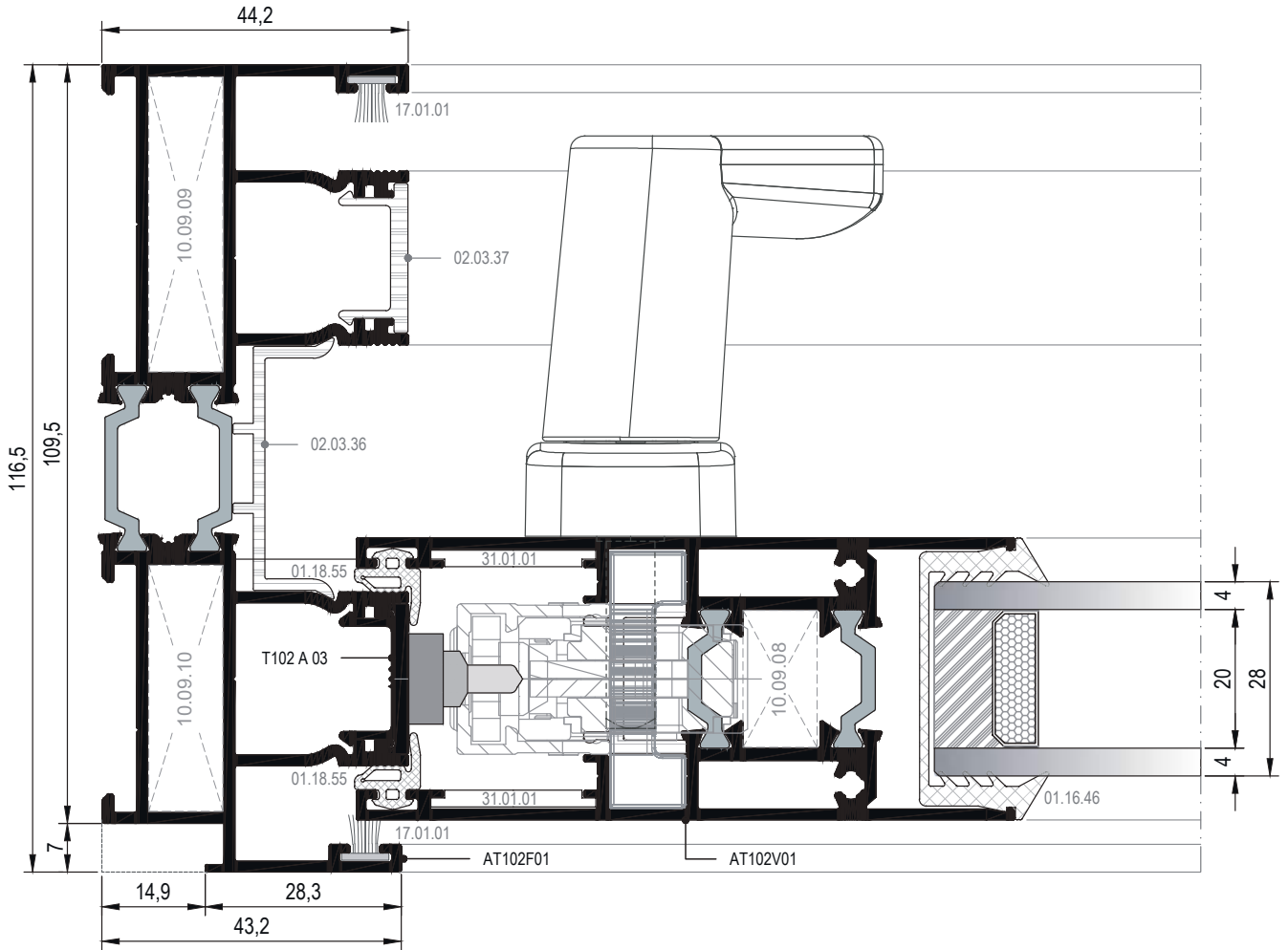
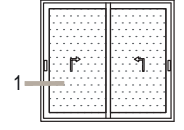
04

05

06

07

KALDIR-SÜR DETAYI
LIFT & SLIDE DETAIL



DIŞ
(OUTSIDE)

1 DETAYI
DETAIL

01

02

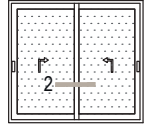
03

04

05

06

07



KALDIR-SÜR DETAYI
LIFT & SLIDE DETAIL

01

02

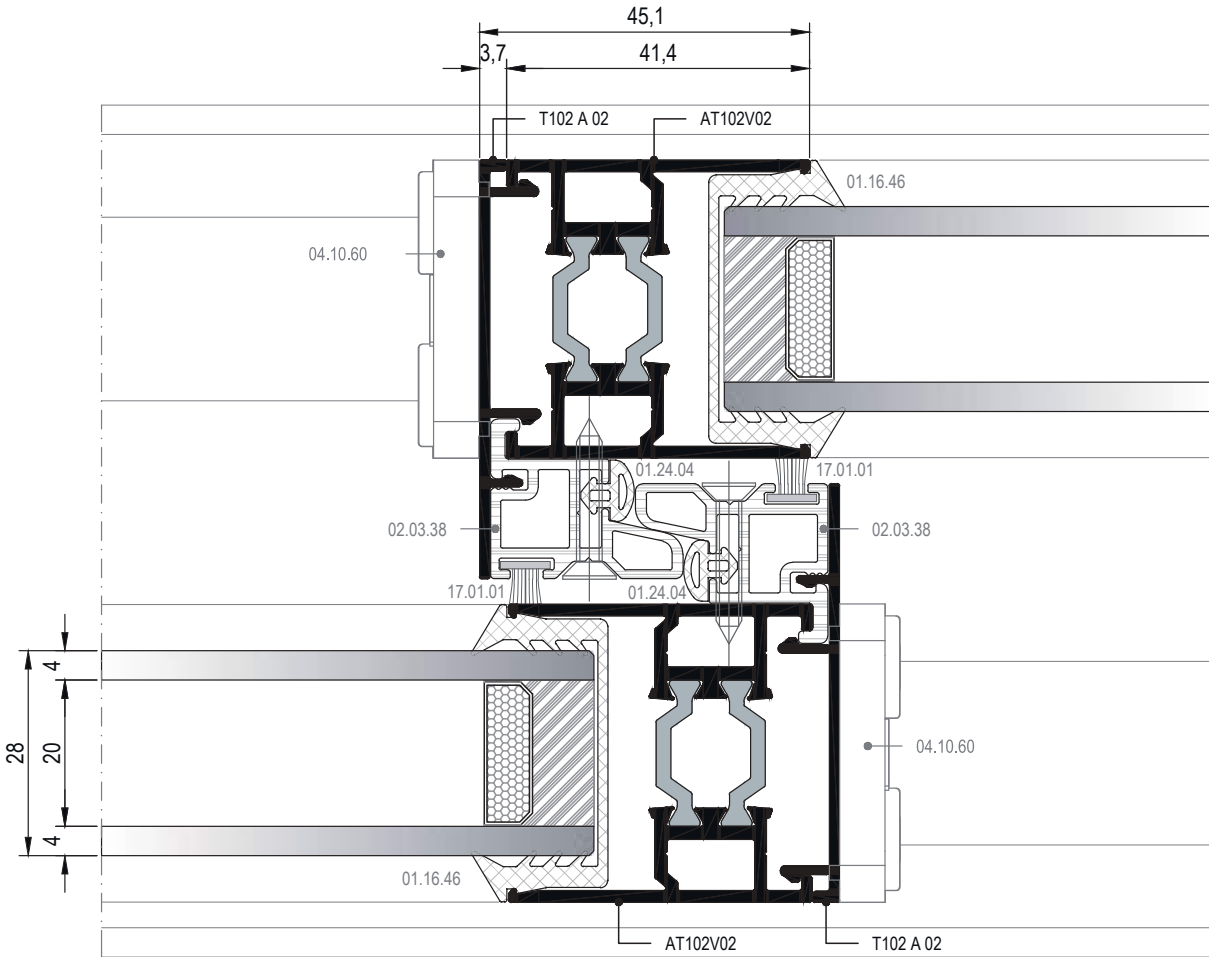
03

04

05

06

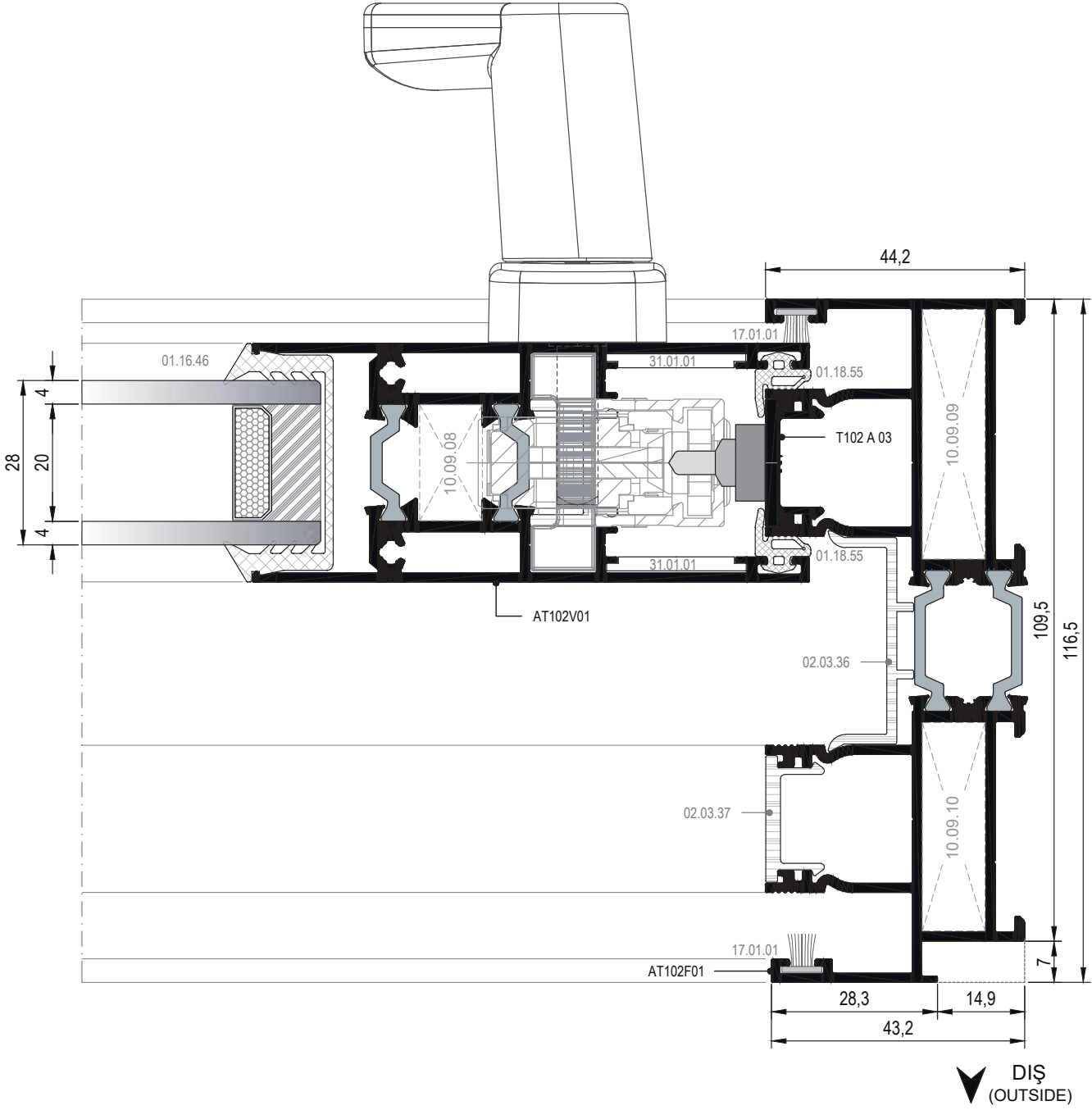
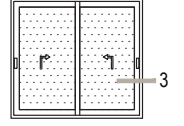
07



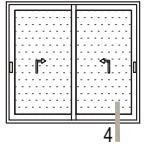
DIŞ
(OUTSIDE)

② DETAYI
DETAIL

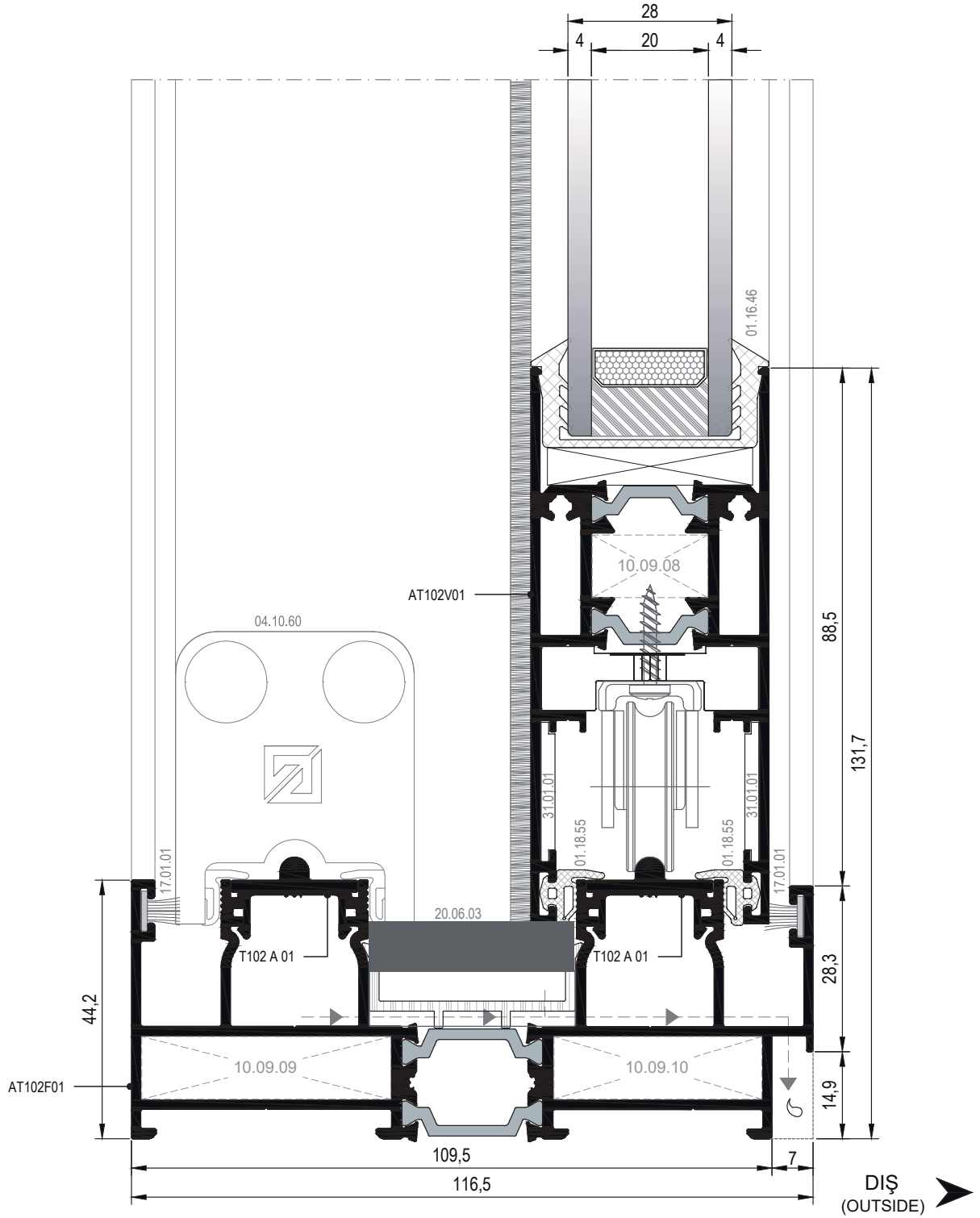
KALDIR-SÜR DETAYI
LIFT & SLIDE DETAIL



③ DETAYI
DETAIL

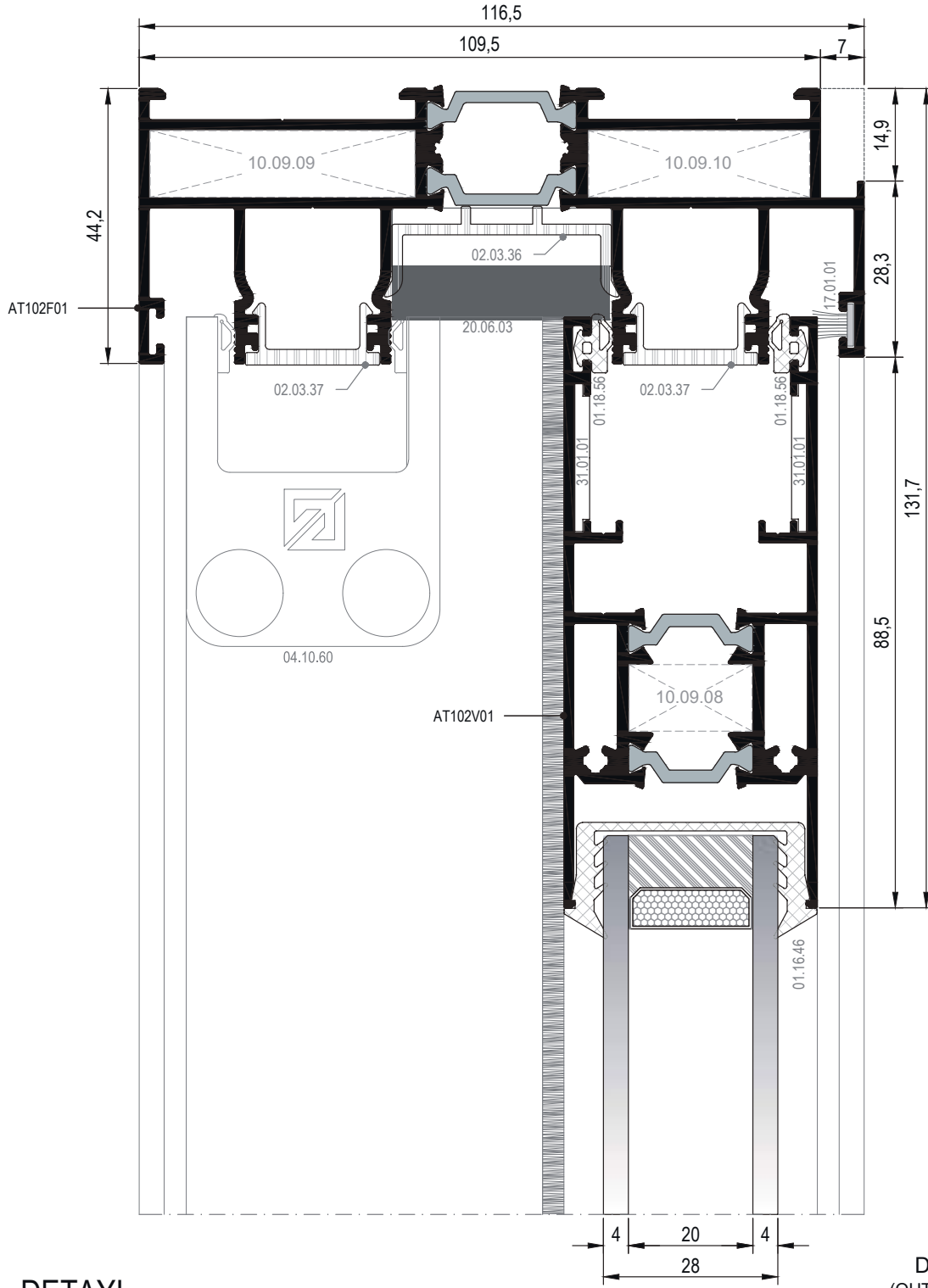



KALDIR-SÜR DETAYI
LIFT & SLIDE DETAIL



④ DETAYI
DETAIL

KALDIR-SÜR DETAYI
LIFT & SLIDE DETAIL



⑤ DETAYI
DETAIL

01

02

03

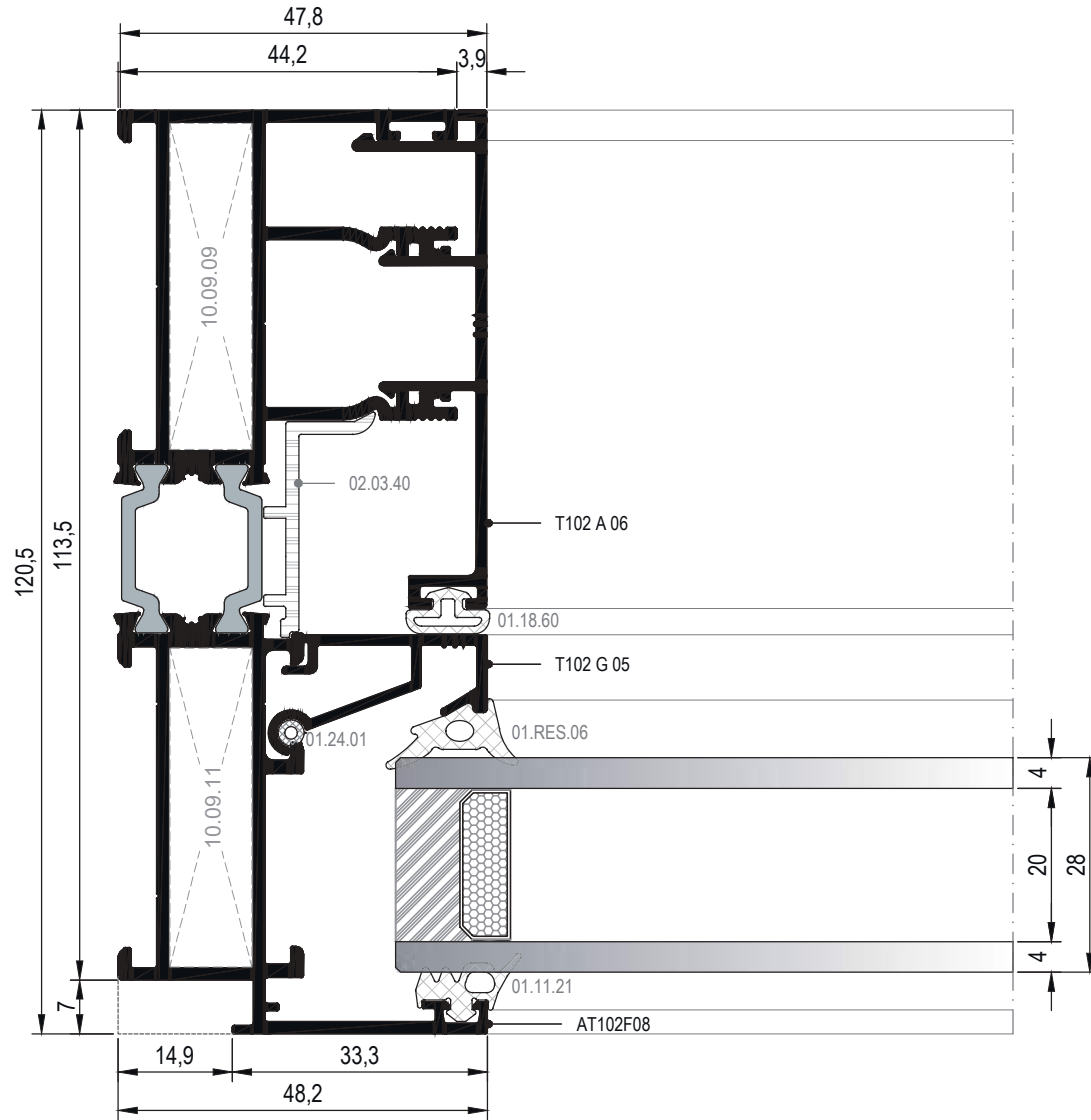
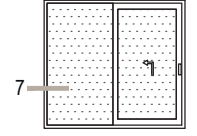
04

05

06

07

KALDIR-SÜR DETAYI
LIFT & SLIDE DETAIL



7 DETAYI
DETAIL

DIŞ
(OUTSIDE)

01

02


03

04

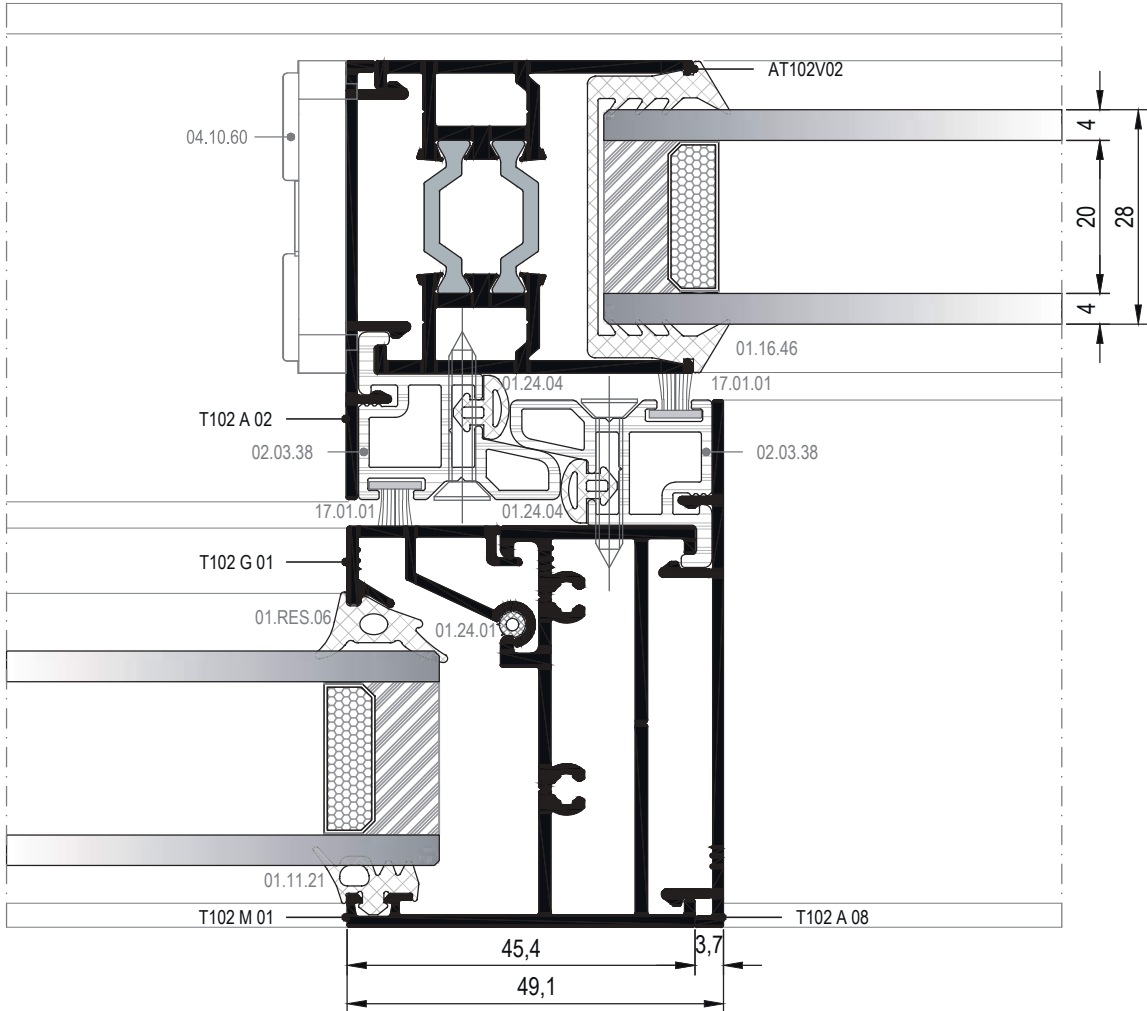
05

06

07

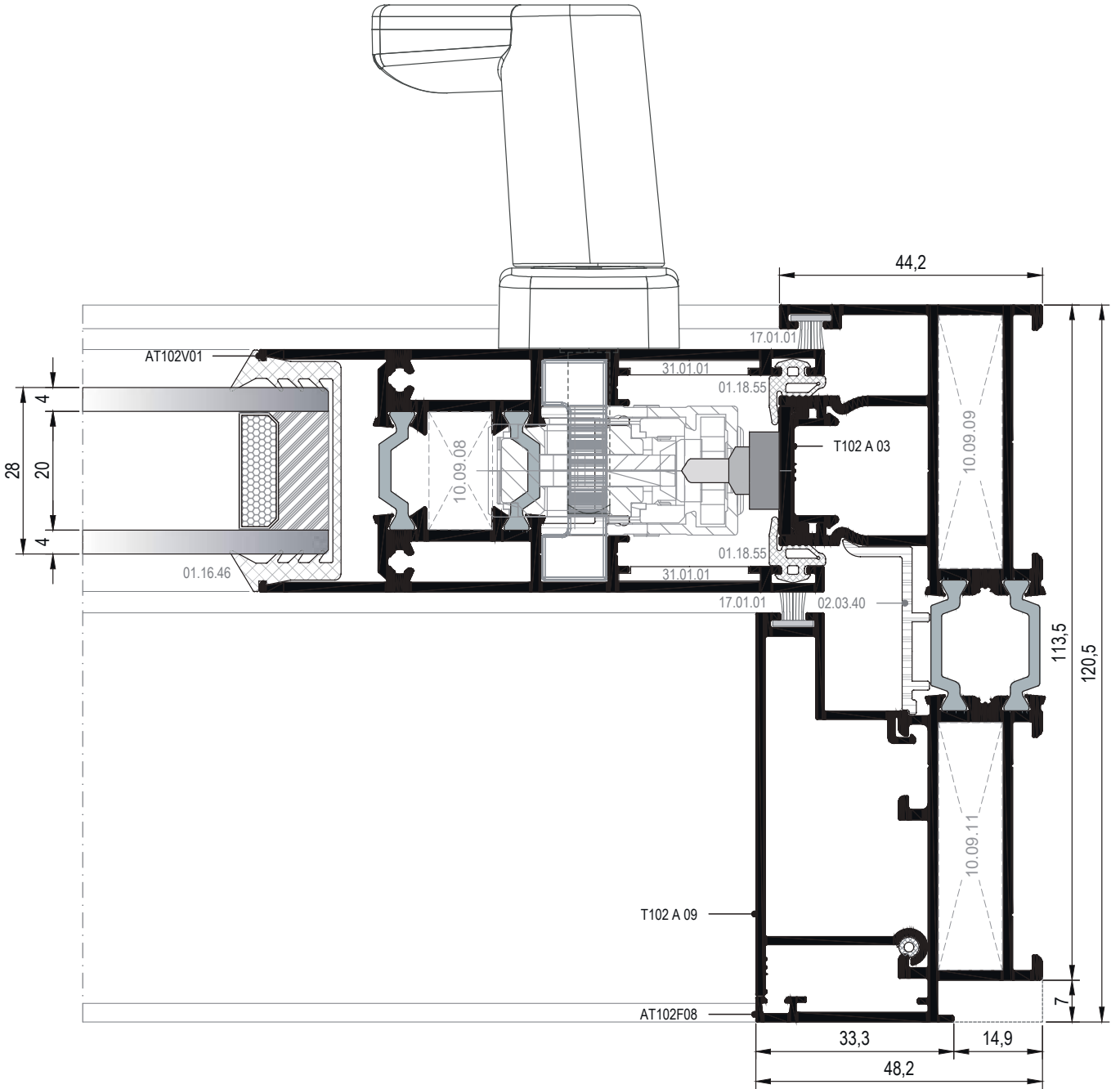
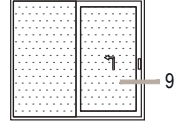


KALDIR-SÜR DETAYI
LIFT & SLIDE DETAIL



8 DETAYI
DETAIL

KALDIR-SÜR DETAYI
LIFT & SLIDE DETAIL



01

02

03

04

05

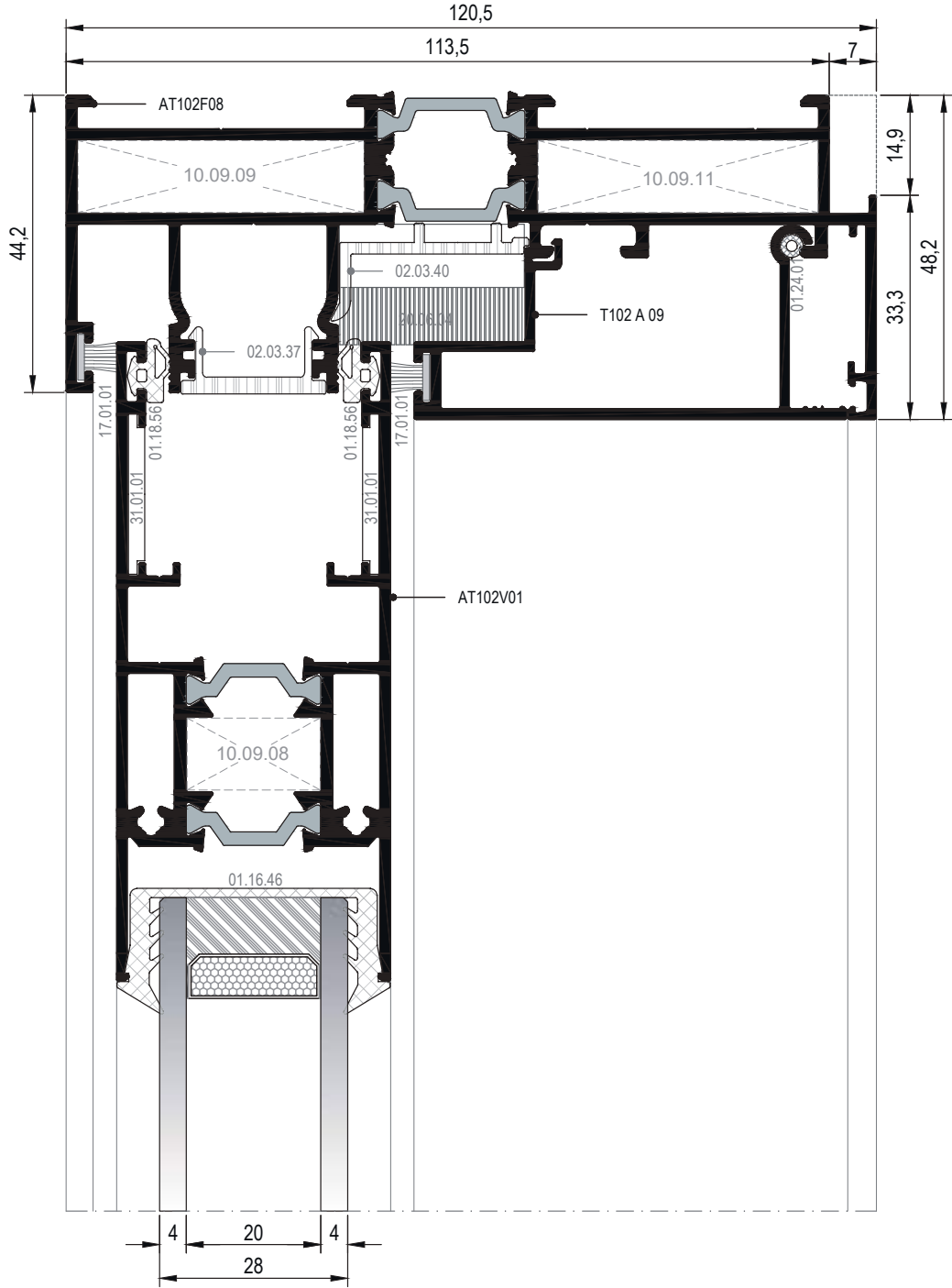
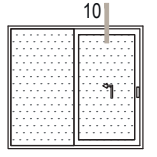
06

07

9 DETAYI
DETAIL

DIŞ
(OUTSIDE)

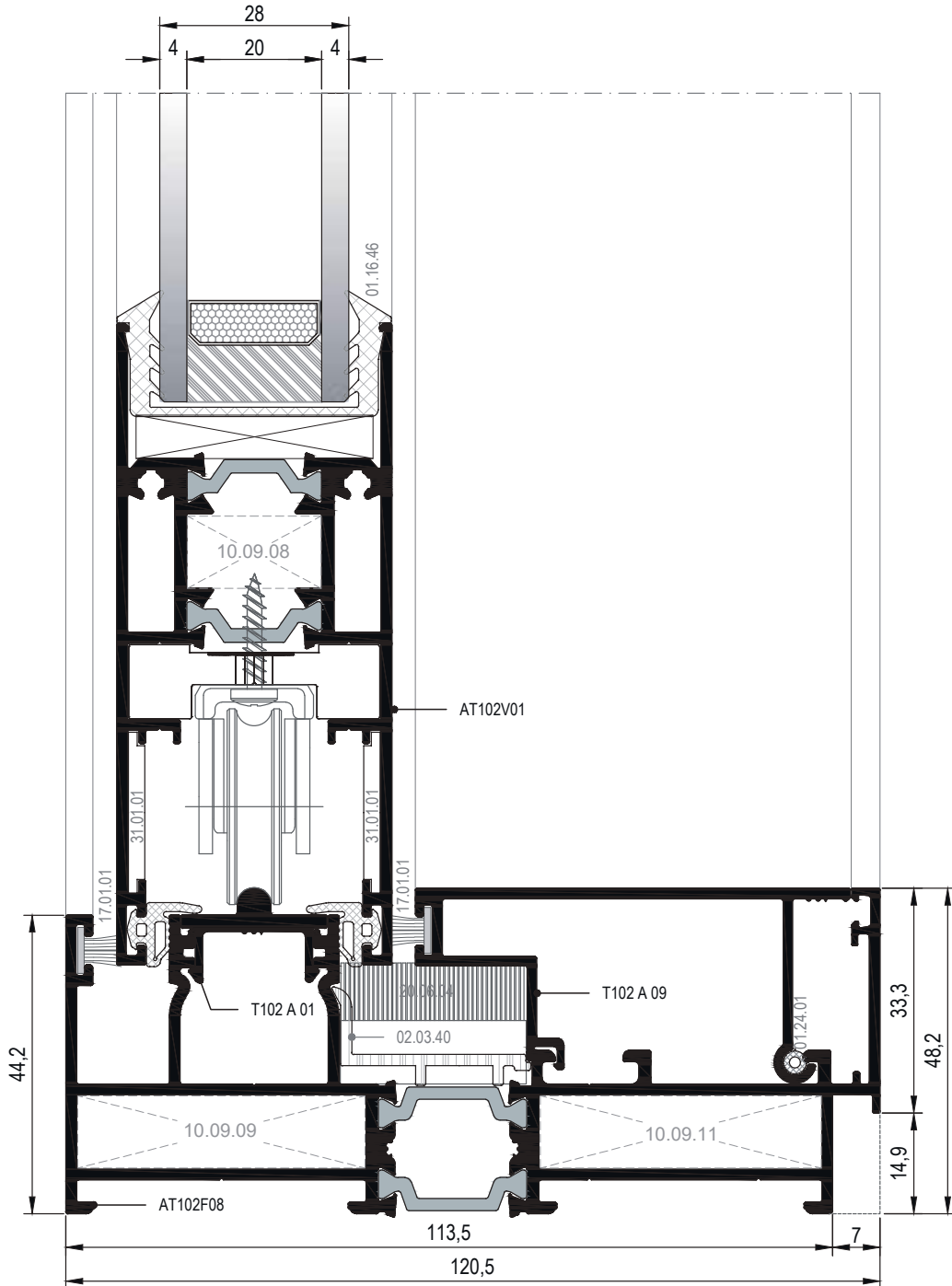
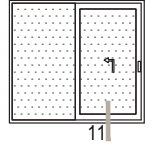
KALDIR-SÜR DETAYI
LIFT & SLIDE DETAIL



DIŞ
(OUTSIDE) ➔

10 DETAYI
DETAIL

KALDIR-SÜR DETAYI
LIFT & SLIDE DETAIL



01

02

03

04

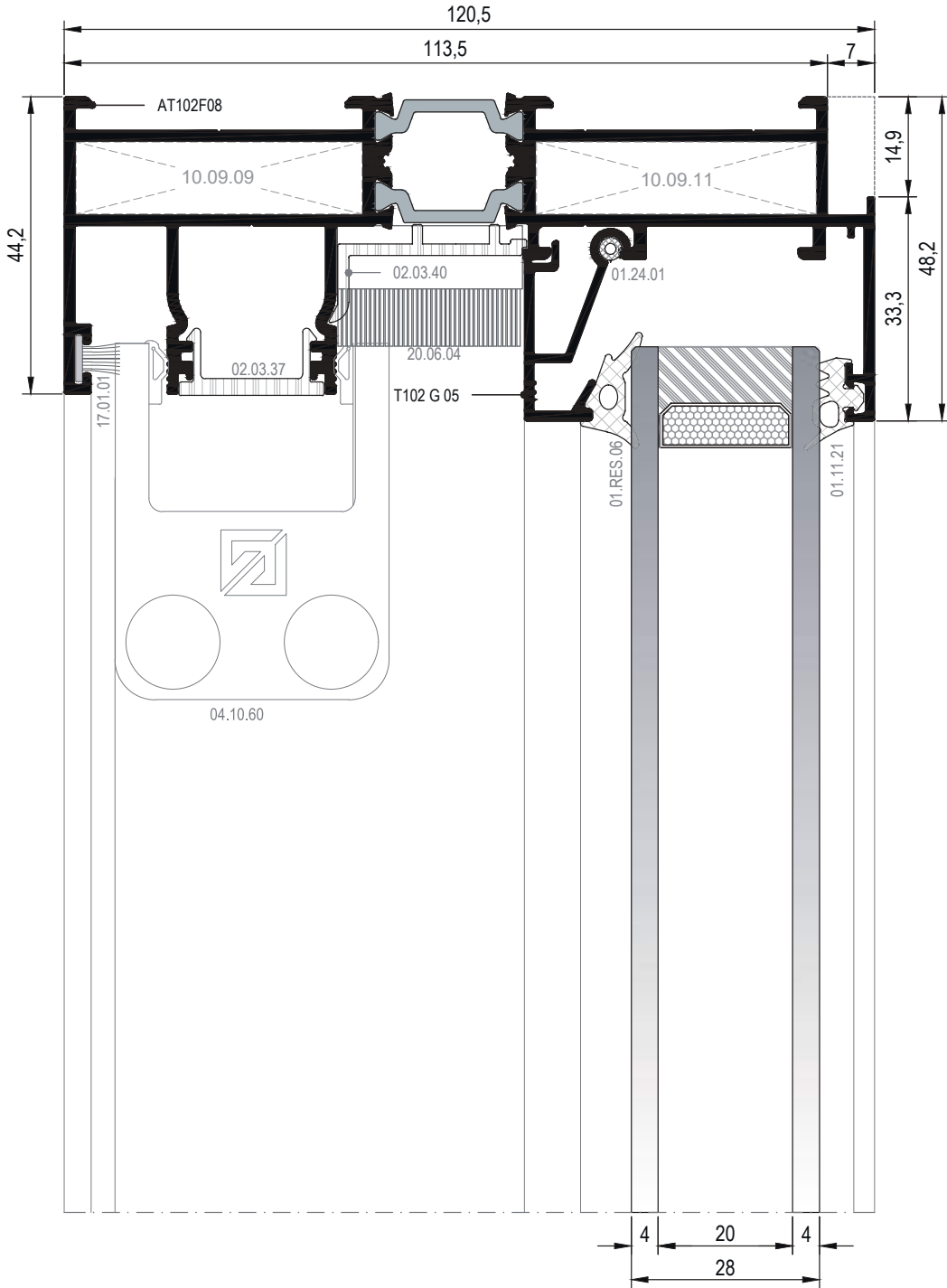

05

06

07

11 DETAYI
DETAIL

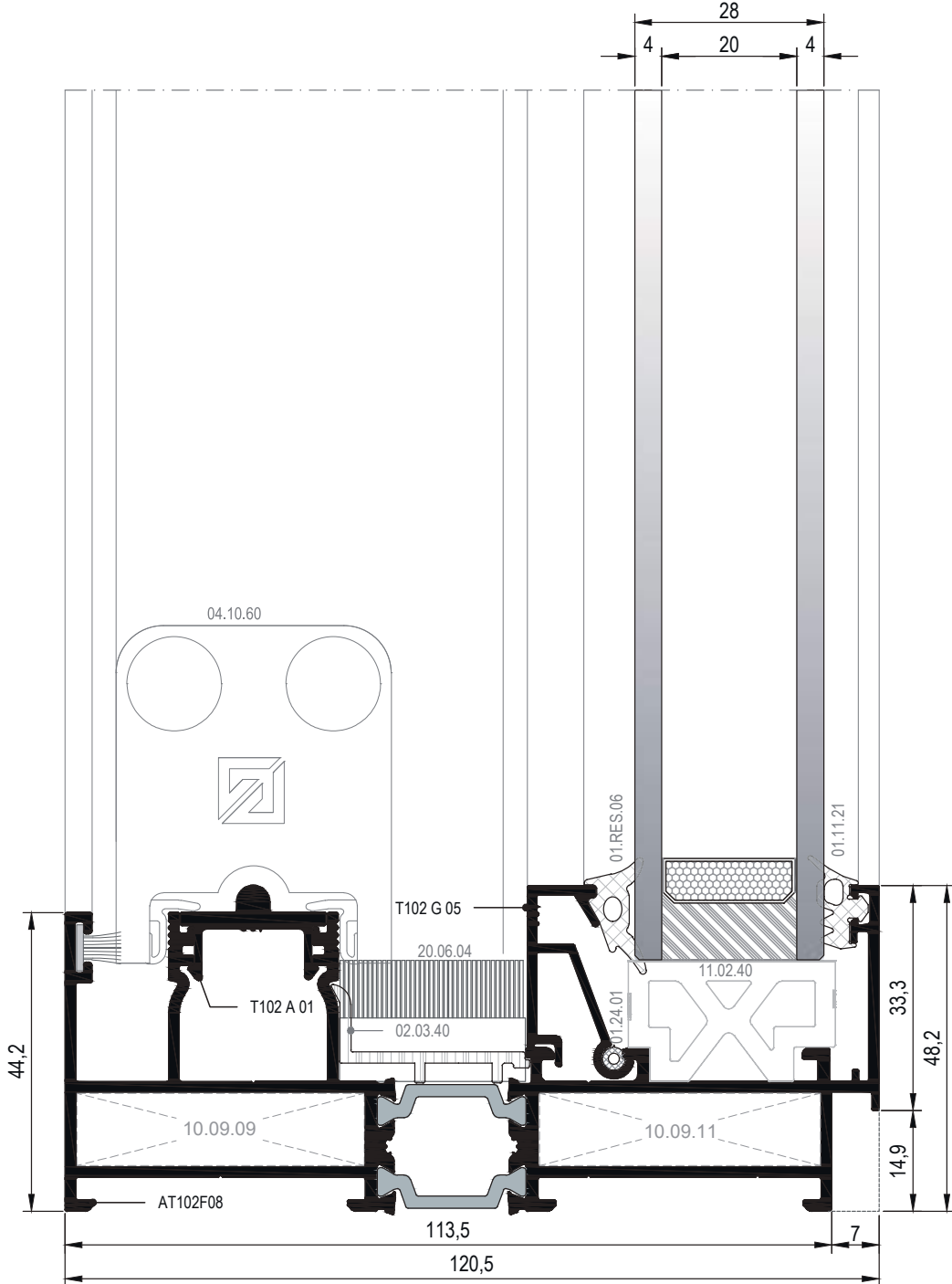

KALDIR-SÜR DETAYI
LIFT & SLIDE DETAIL



12 DETAYI
DETAIL

DIŞ
(OUTSIDE) ➔

KALDIR-SÜR DETAYI
LIFT & SLIDE DETAIL



DIŞ
(OUTSIDE) ➔

01

02

03

04

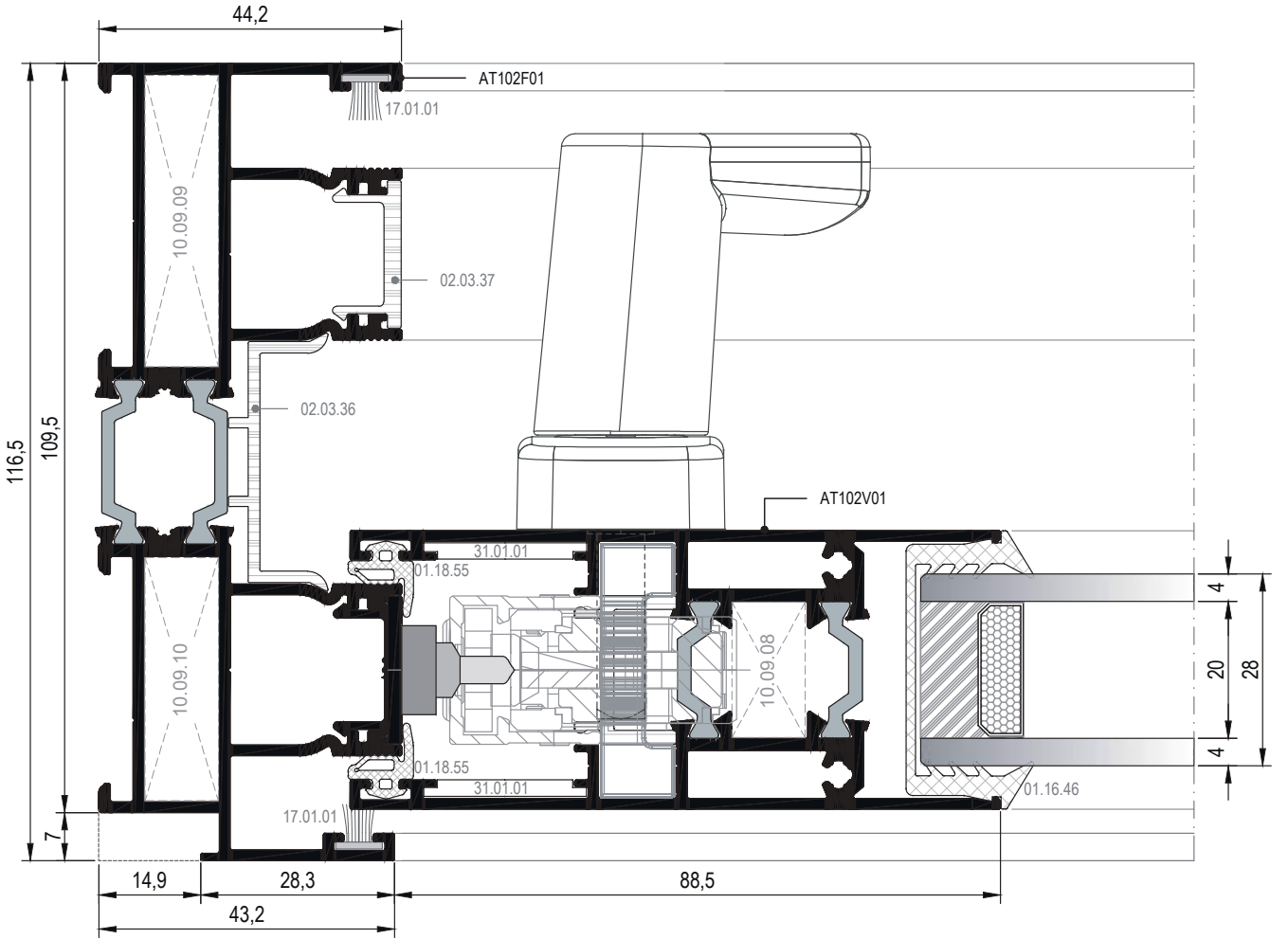
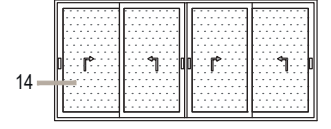
05

06

07

⑬ DETAYI
DETAIL

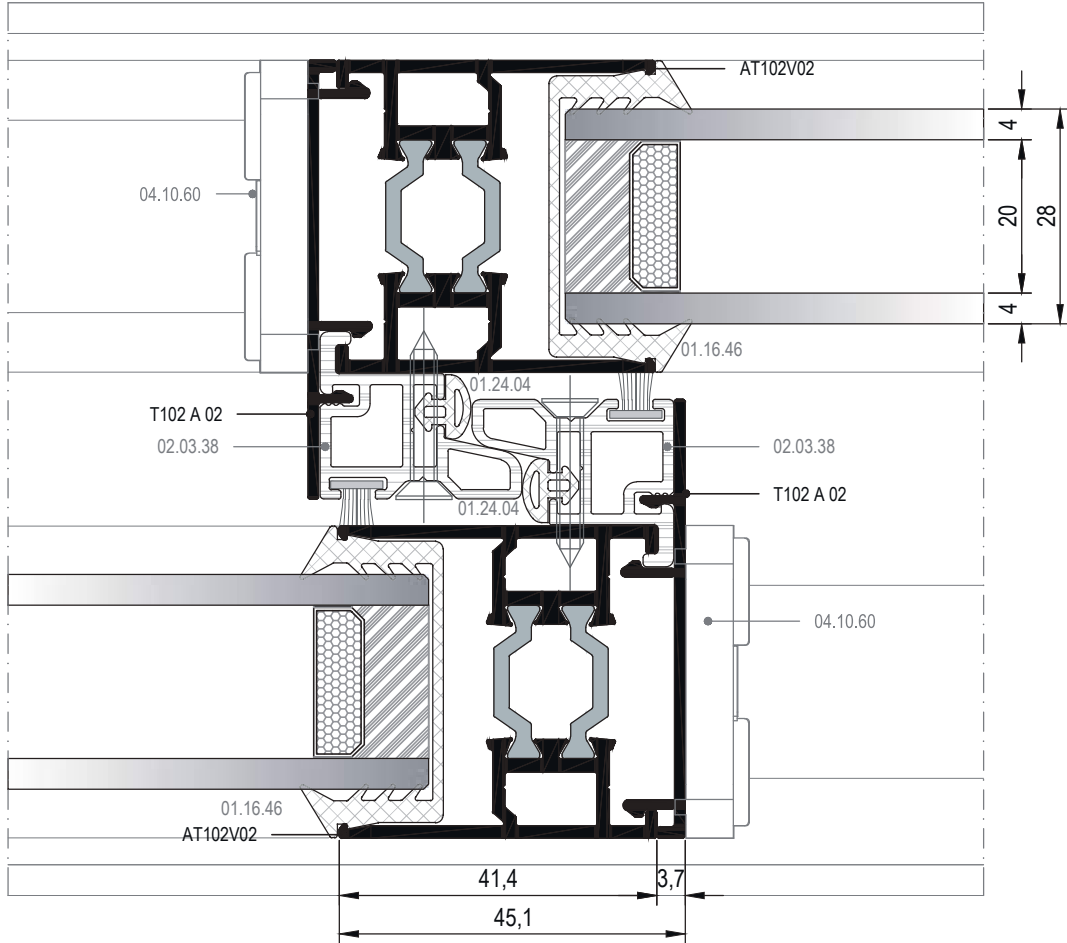

KALDIR-SÜR DETAYI
LIFT & SLIDE DETAIL



14 DETAYI
DETAIL

DIŞ
(OUTSIDE)

KALDIR-SÜR DETAYI
LIFT & SLIDE DETAIL



01

02

03

04

05

06

07

15 DETAYI
DETAIL

DIŞ
(OUTSIDE)

KALDIR-SÜR DETAYI
LIFT & SLIDE DETAIL

01

02

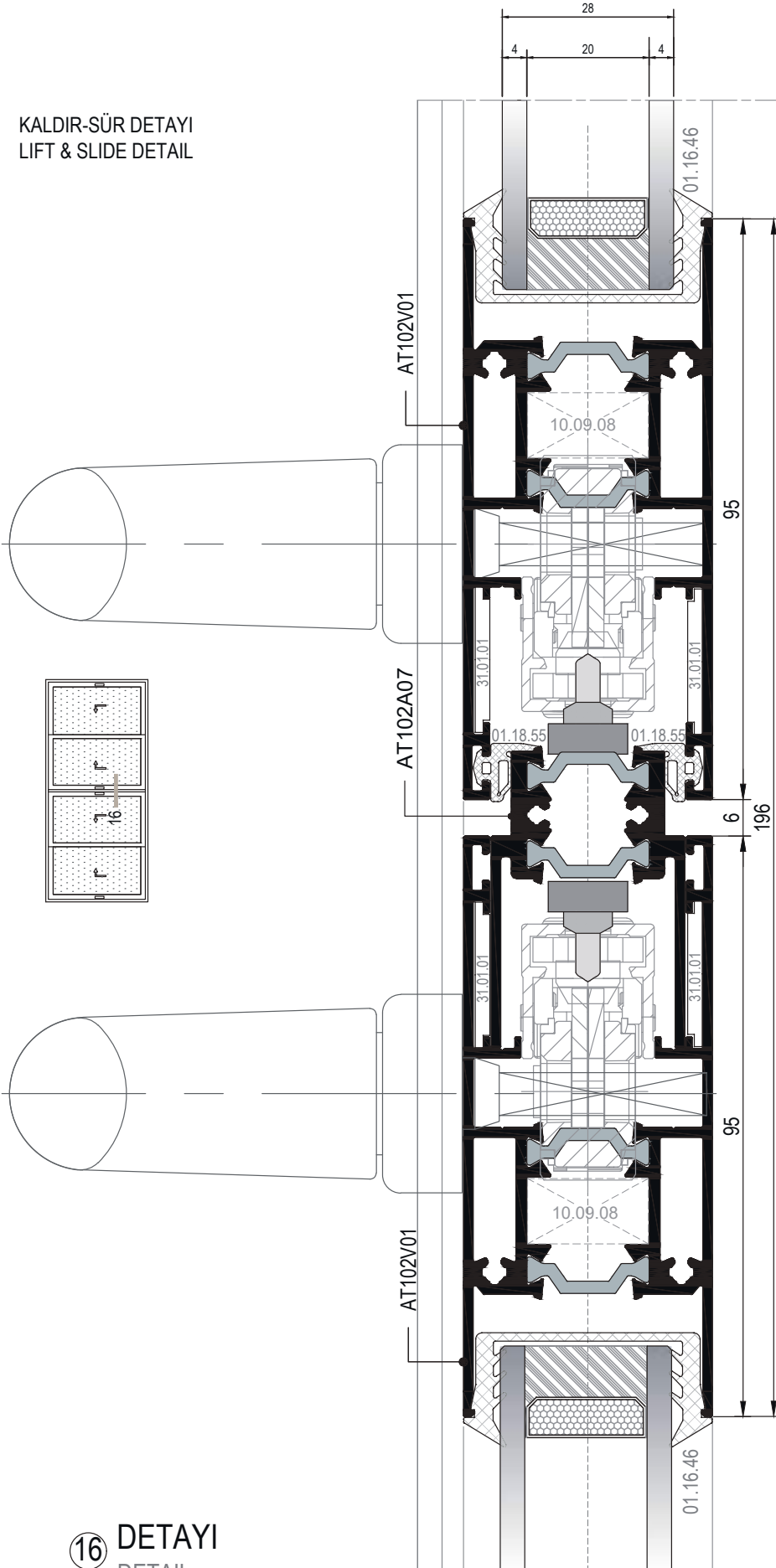
03

04

05

06

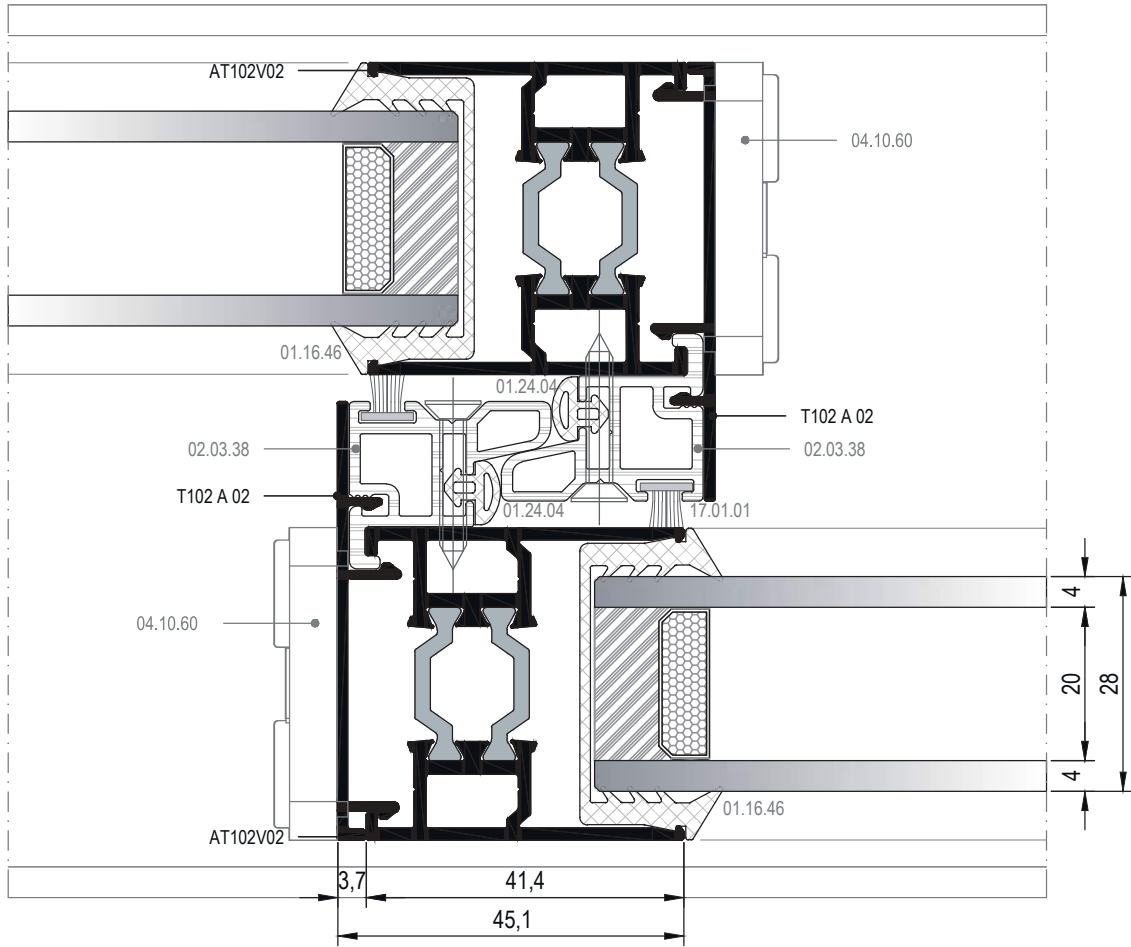

07



16 DETAYI
DETAIL

DIS
(OUTSIDE)

KALDIR-SÜR DETAYI
LIFT & SLIDE DETAIL



01

02

03

04

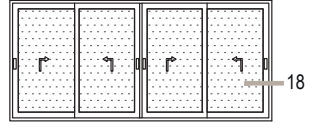
05

06

07

17 DETAYI
DETAIL

KALDIR-SÜR DETAYI
LIFT & SLIDE DETAIL



01

02

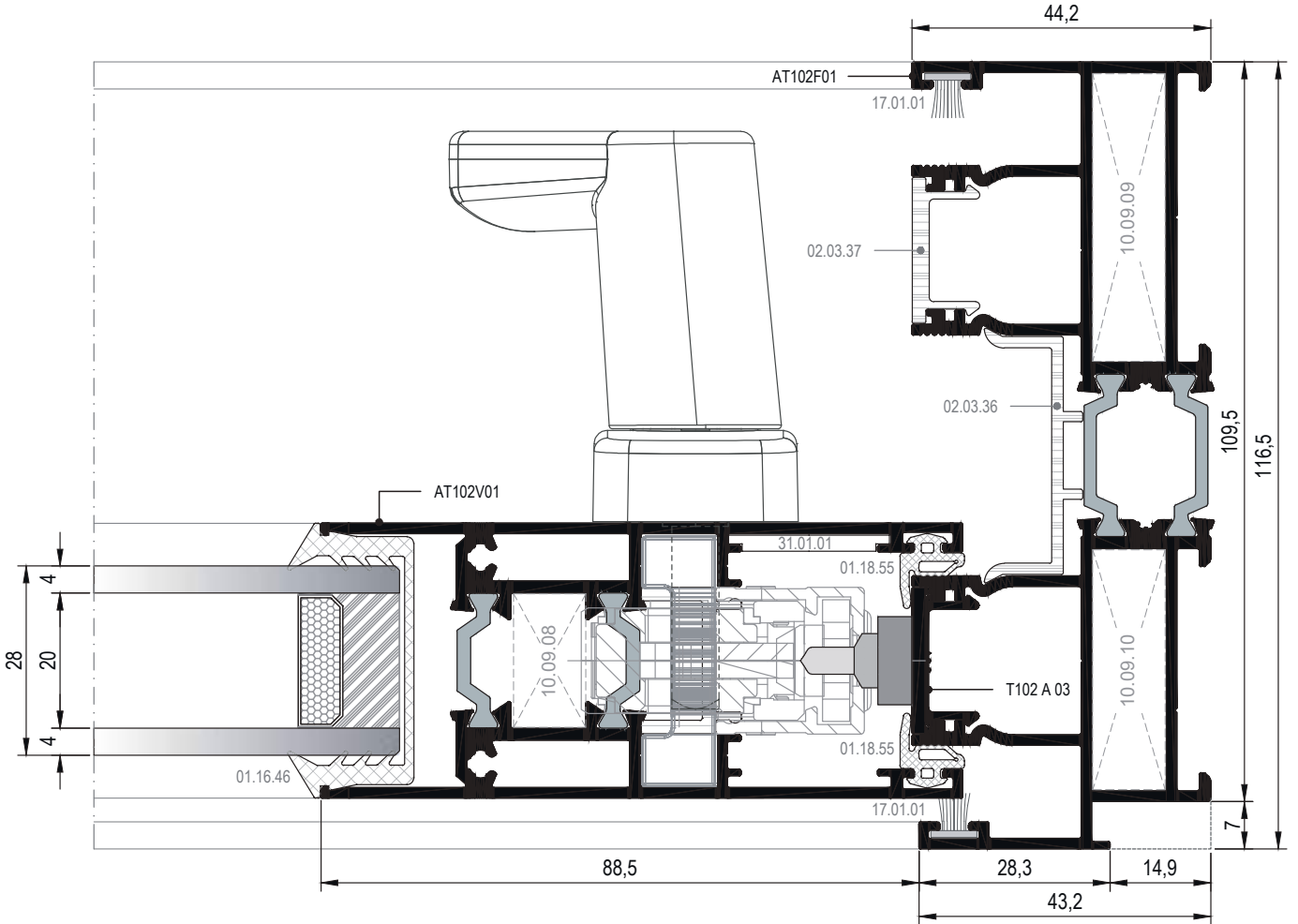
03

04

05

06

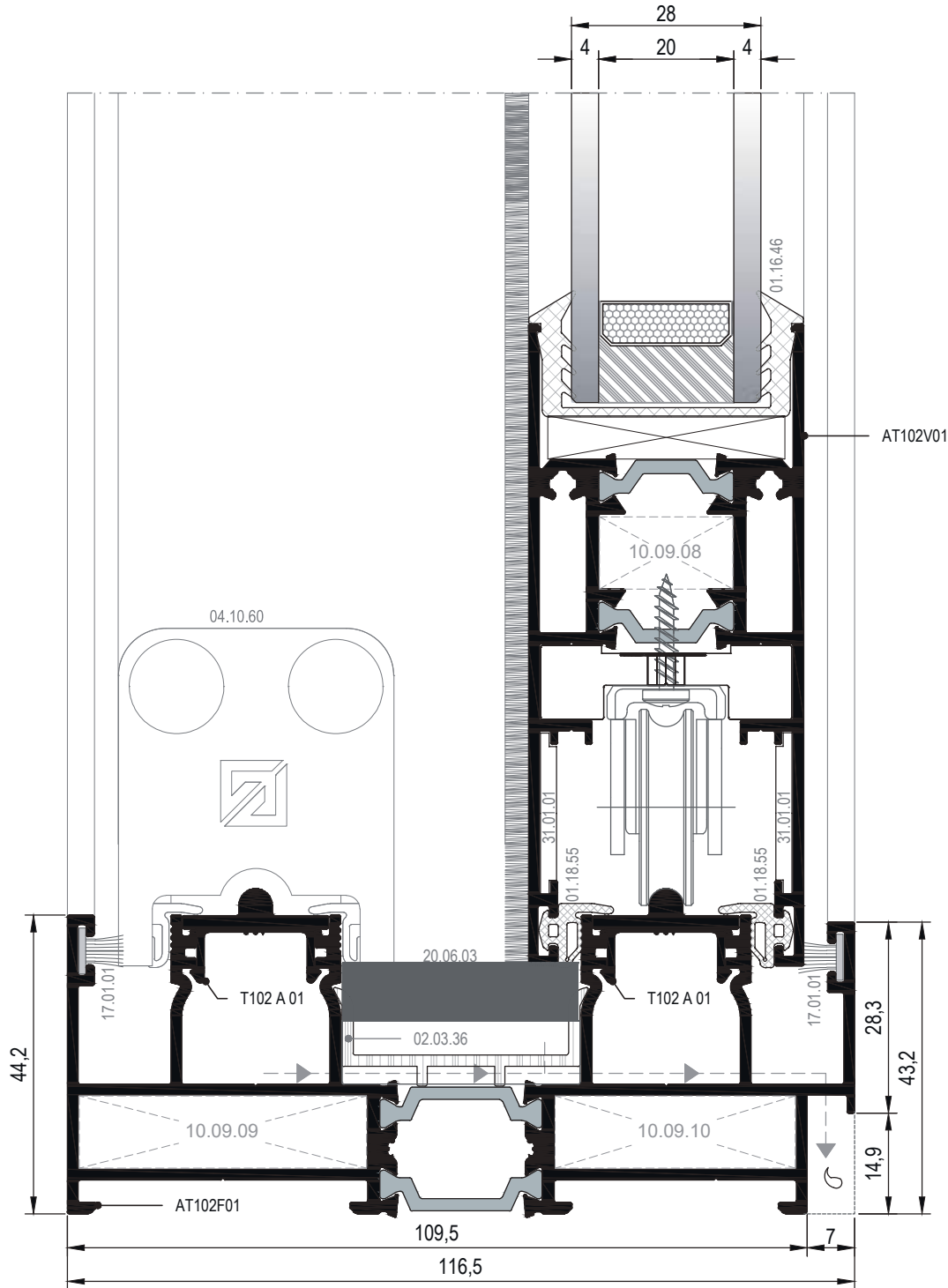
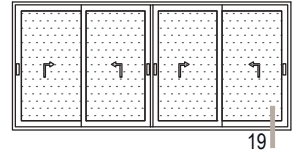
07



⑱ DETAYI
DETAIL

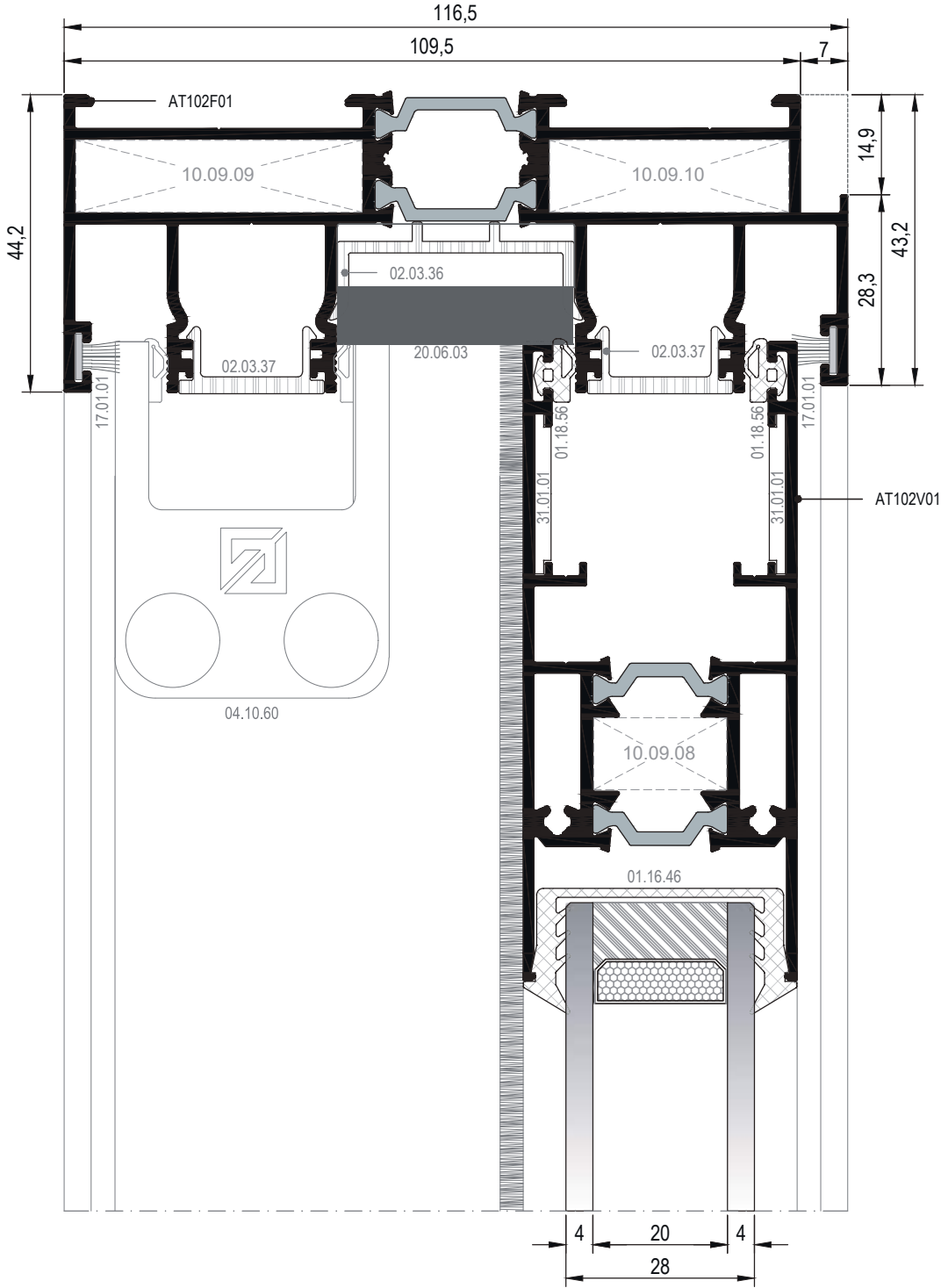

DIŞ
(OUTSIDE)

KALDIR-SÜR DETAYI
LIFT & SLIDE DETAIL



- 01
- 02
- 03
- 04
- 05
- 06
- 07

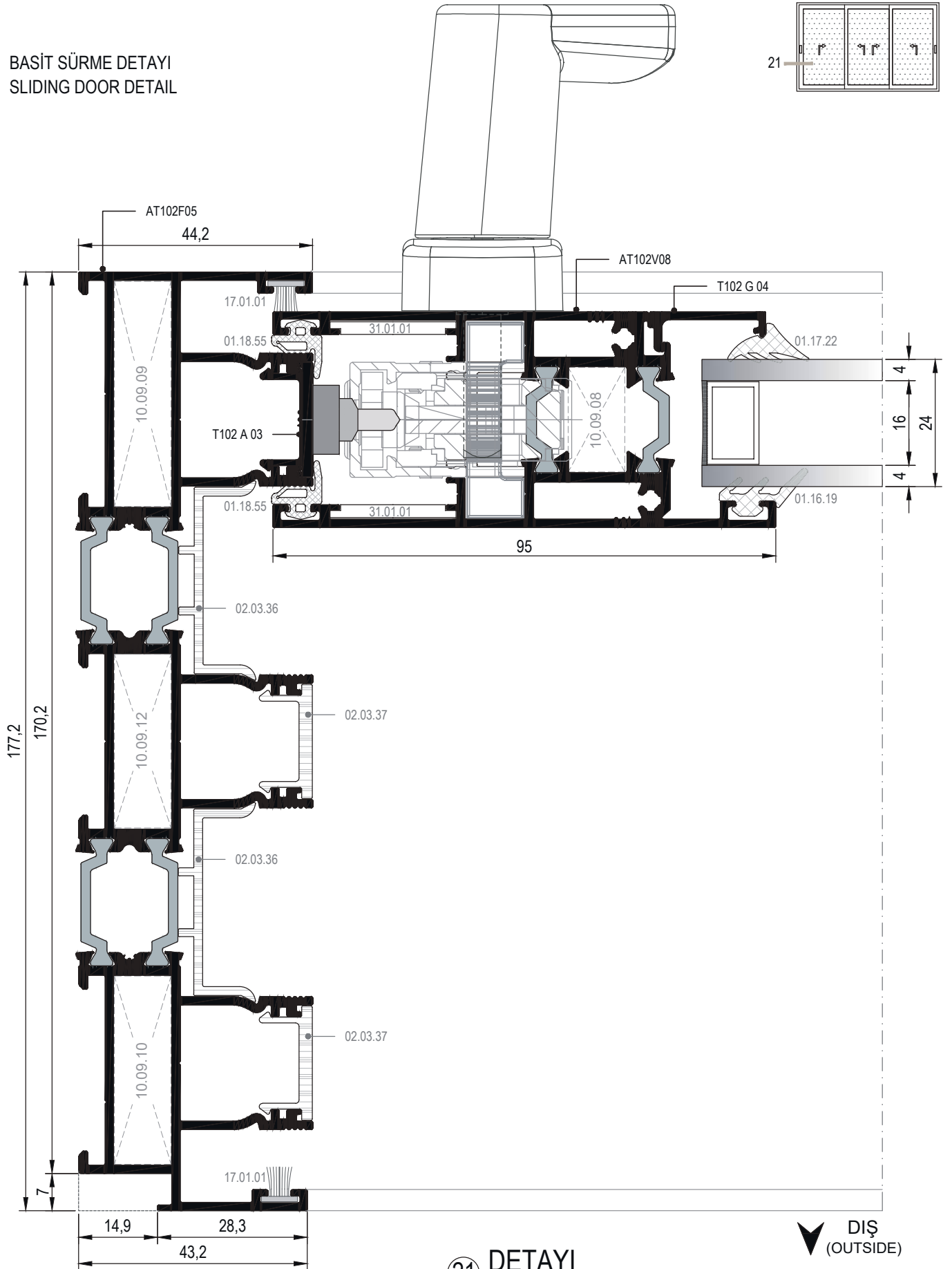
KALDIR-SÜR DETAYI
LIFT & SLIDE DETAIL



DIŞ
(OUTSIDE) ➔

20 DETAYI
DETAIL

BASİT SÜRME DETAYI
SLIDING DOOR DETAIL



01

02

03

04

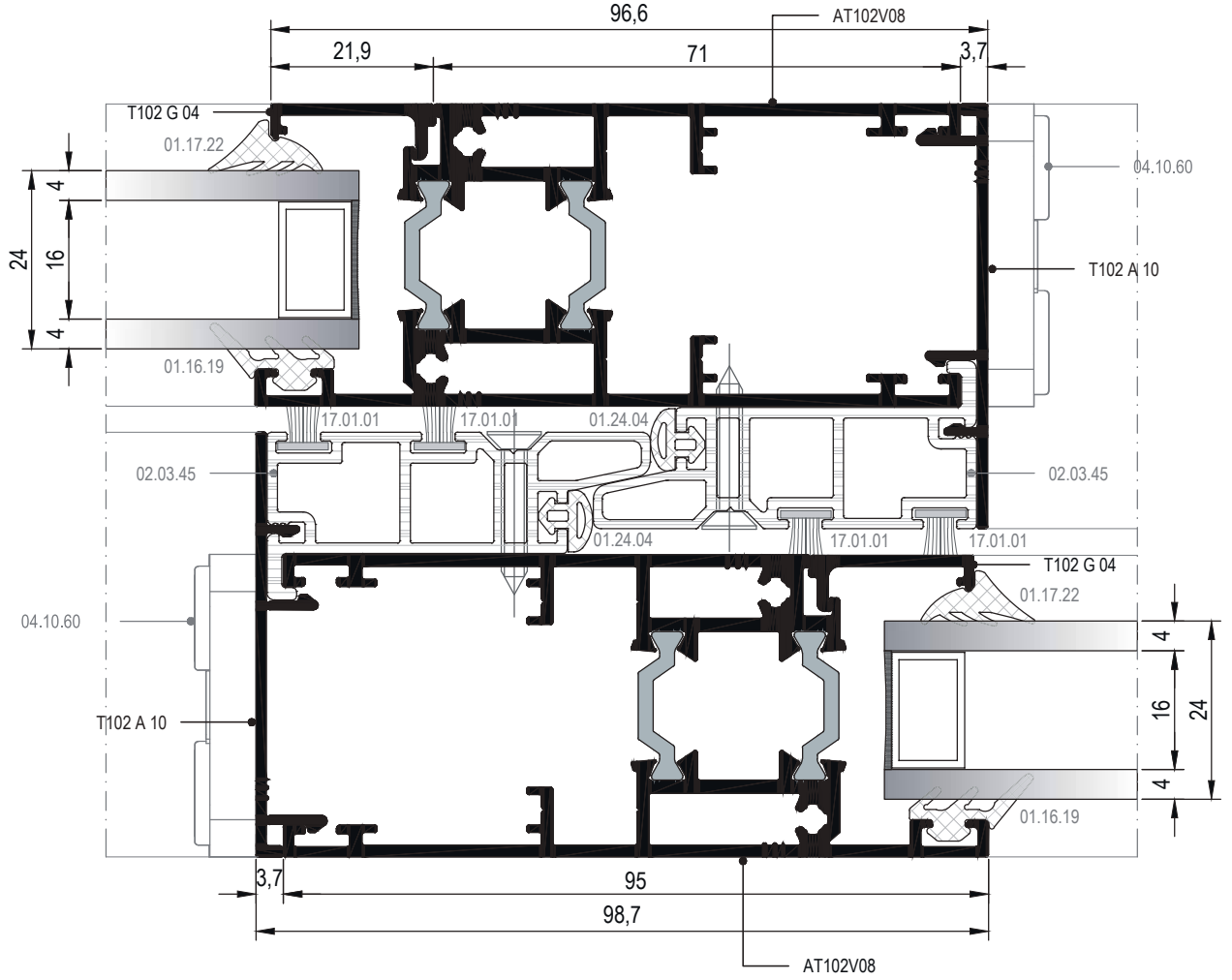
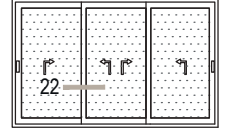
05

06

07

21 DETAYI
DETAIL

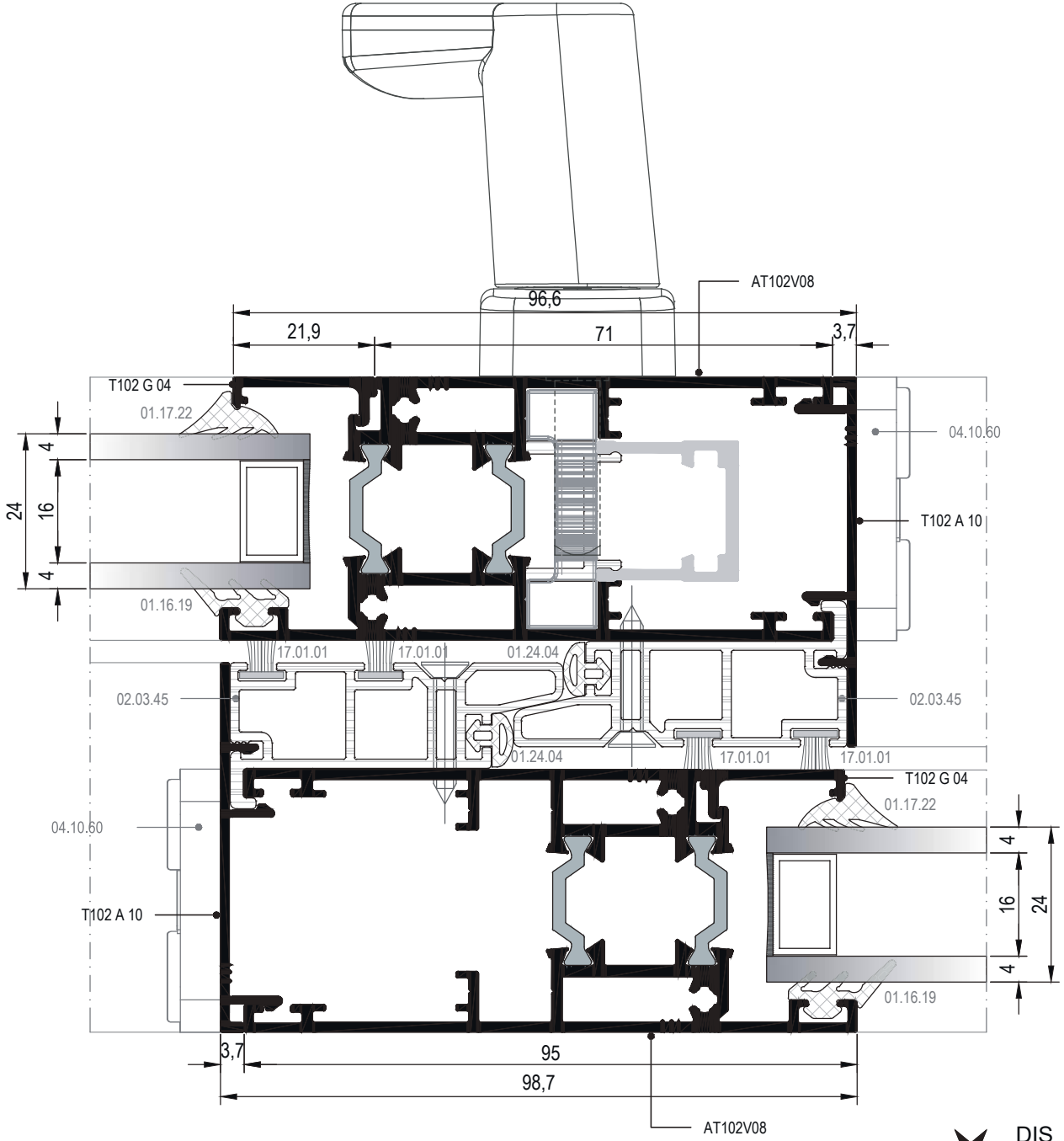
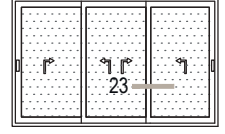
BASİT SÜRME DETAYI
SLIDING DOOR DETAIL



22 DETAYI
DETAIL

DIŞ
(OUTSIDE)

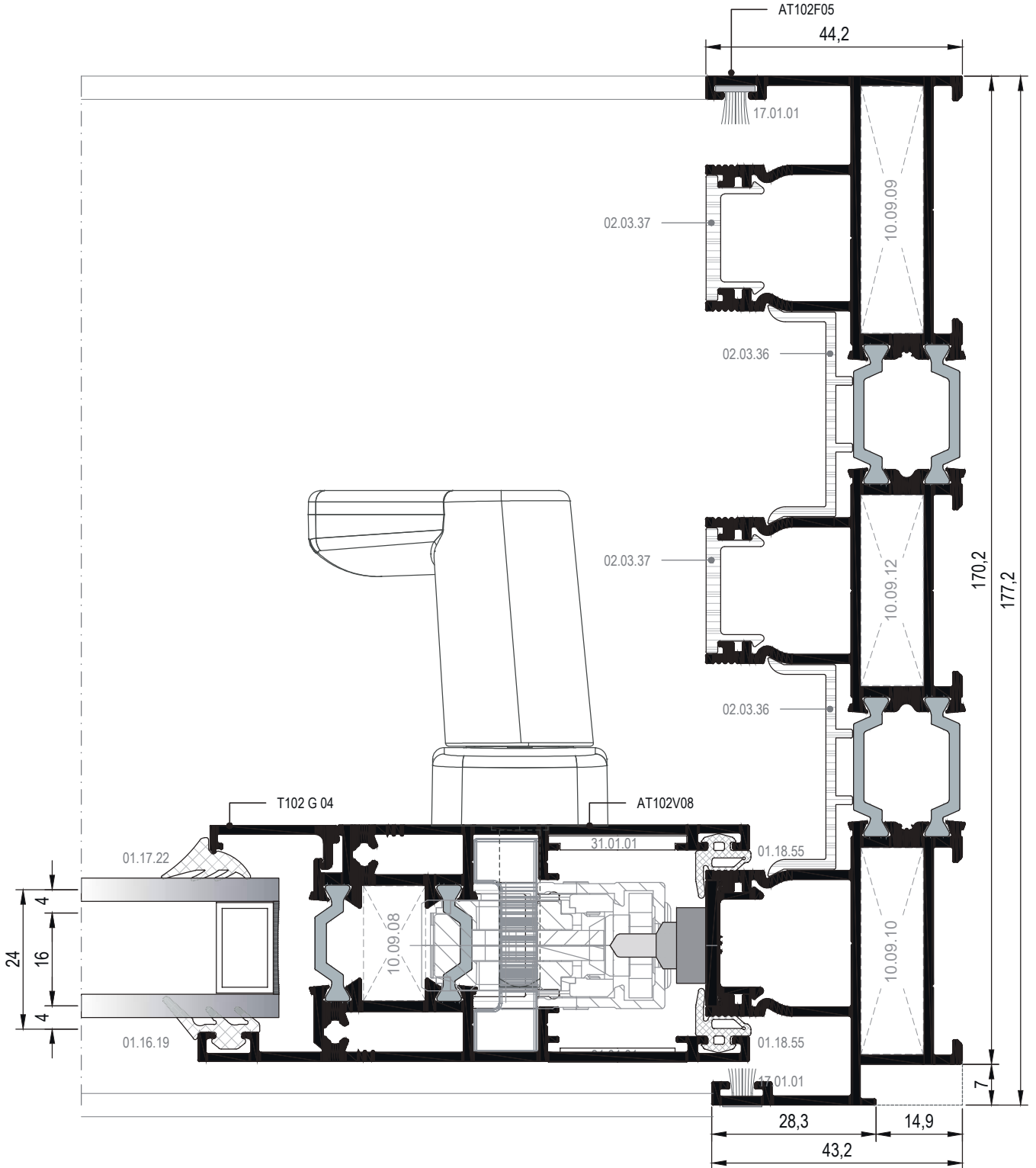
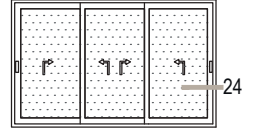
BASİT SÜRME DETAYI
SLIDING DOOR DETAIL



23 DETAYI
DETAIL

DIŞ
(OUTSIDE)

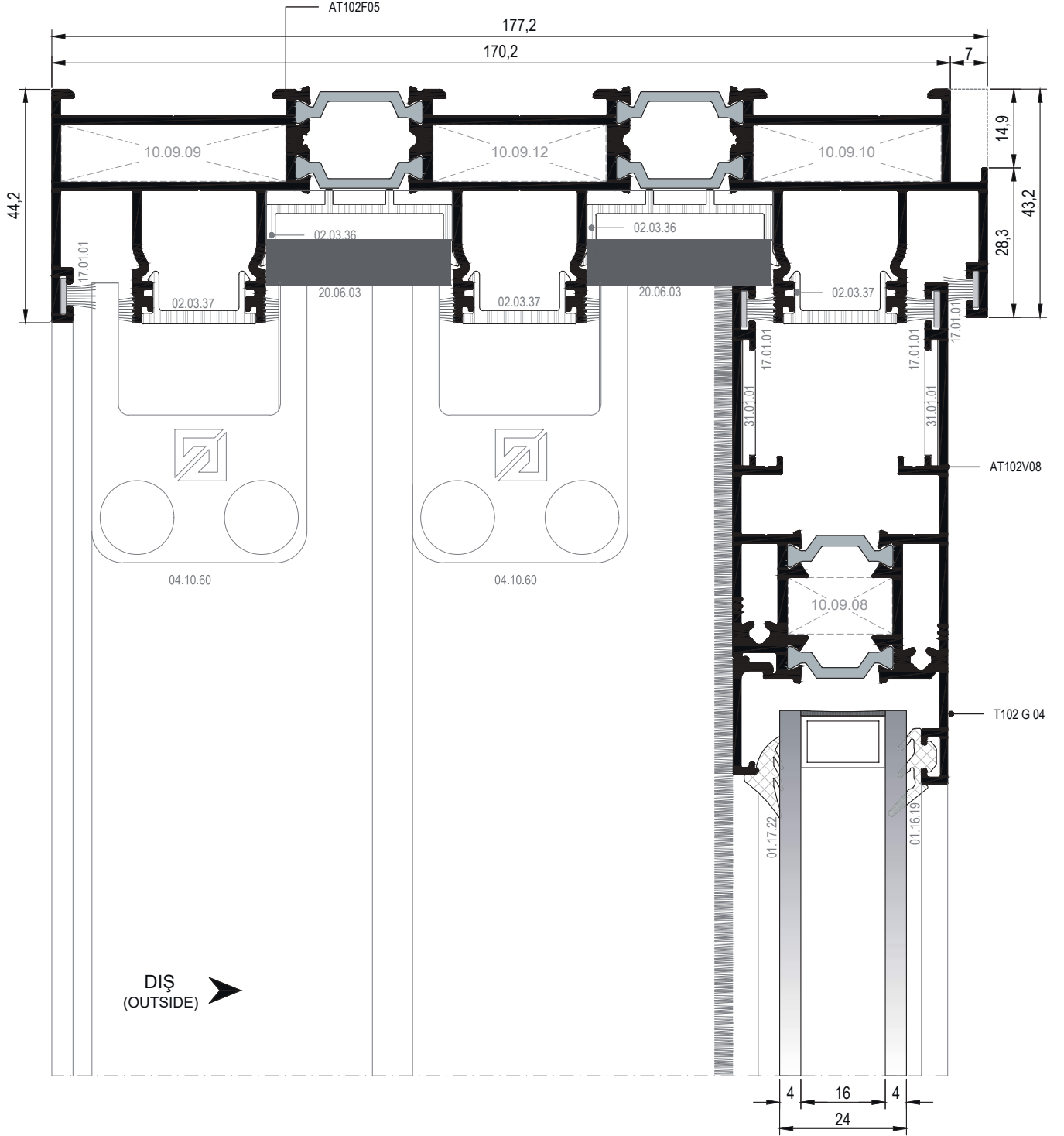
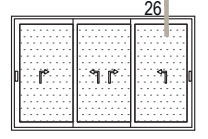
BASİT SÜRME DETAYI
SLIDING DOOR DETAIL



24 DETAYI
DETAIL

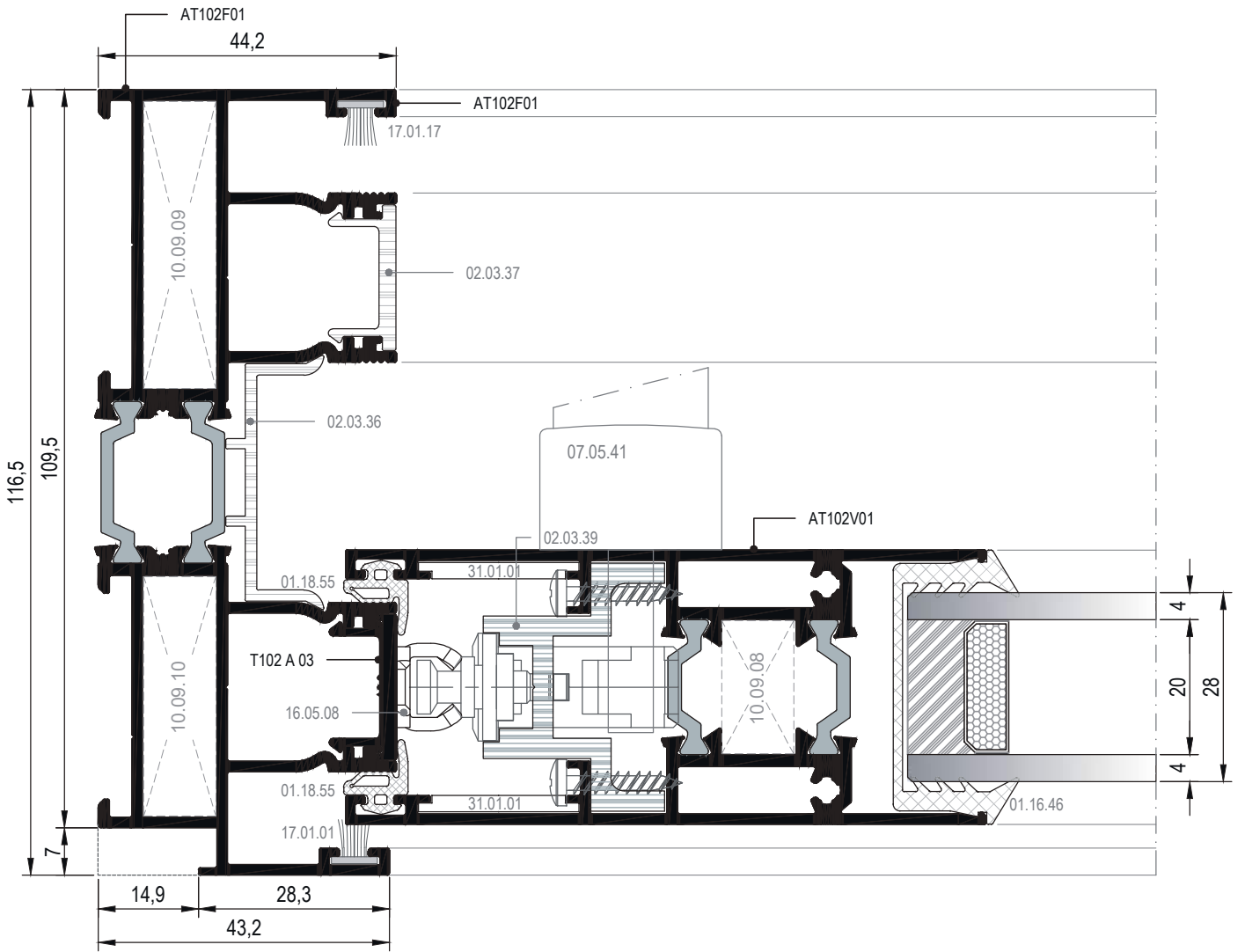
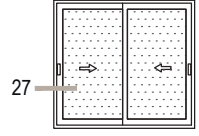
DIŞ
(OUTSIDE)

BASIT SÜRME DETAYI
SLIDING DOOR DETAIL



26 DETAYI
DETAIL

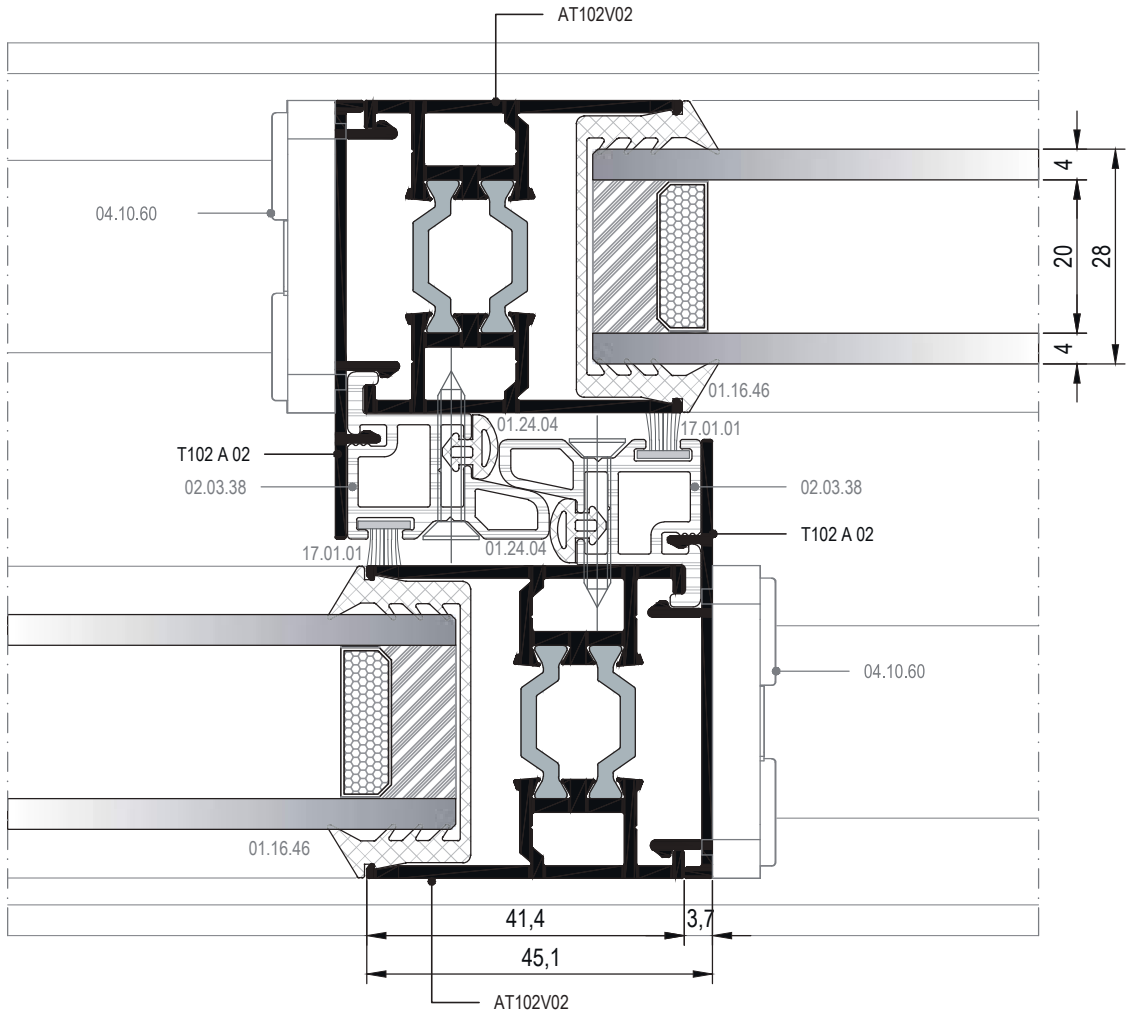

BASİT SÜRME DETAYI
SLIDING DOOR DETAIL



DIŞ
(OUTSIDE)

27 DETAYI
DETAIL

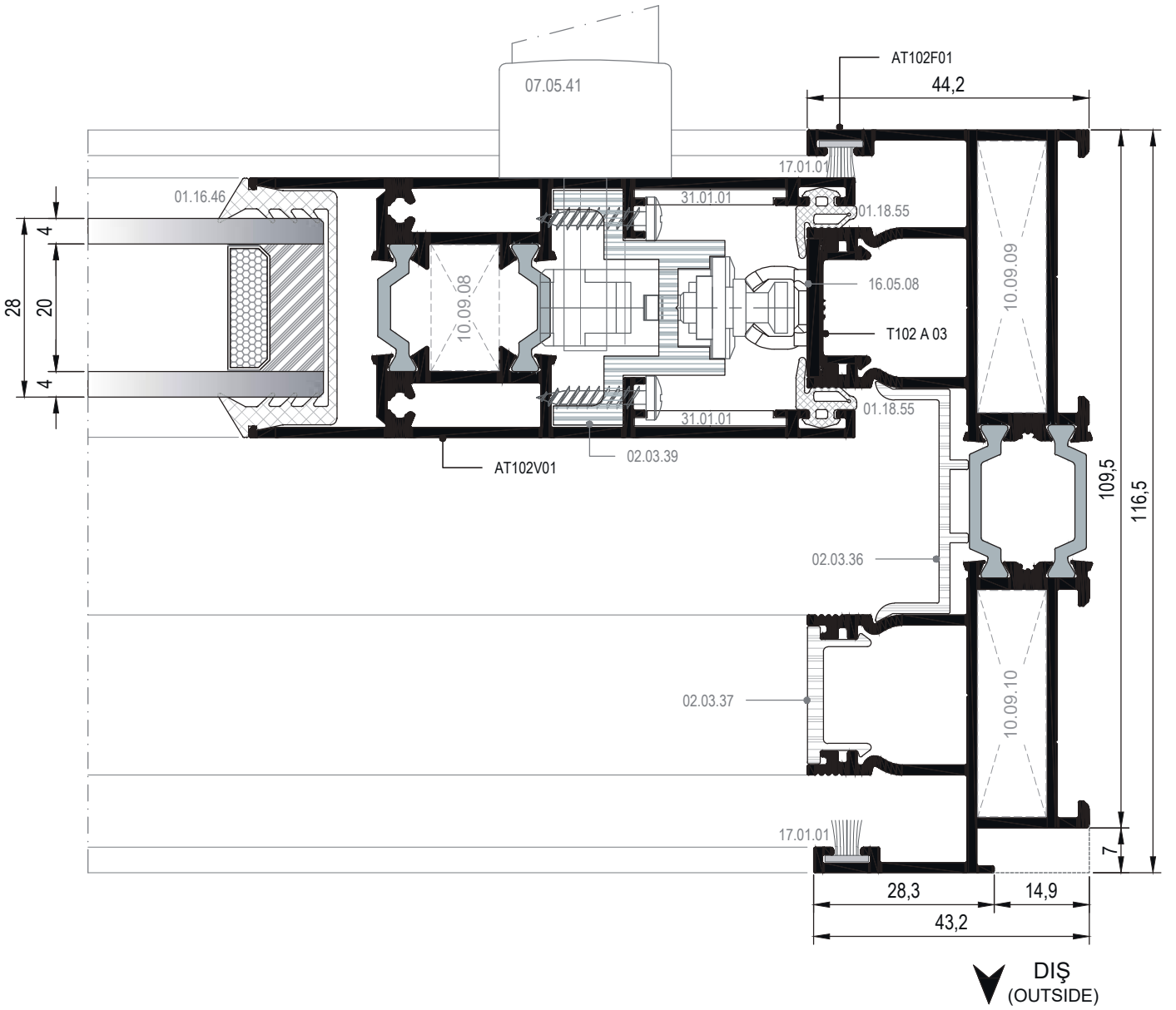
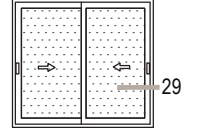
BASİT SÜRME DETAYI
SLIDING DOOR DETAIL



▼ DIŞ
(OUTSIDE)

28 DETAYI
DETAIL

BASİT SÜRME DETAYI
SLIDING DOOR DETAIL



01

02

03

04

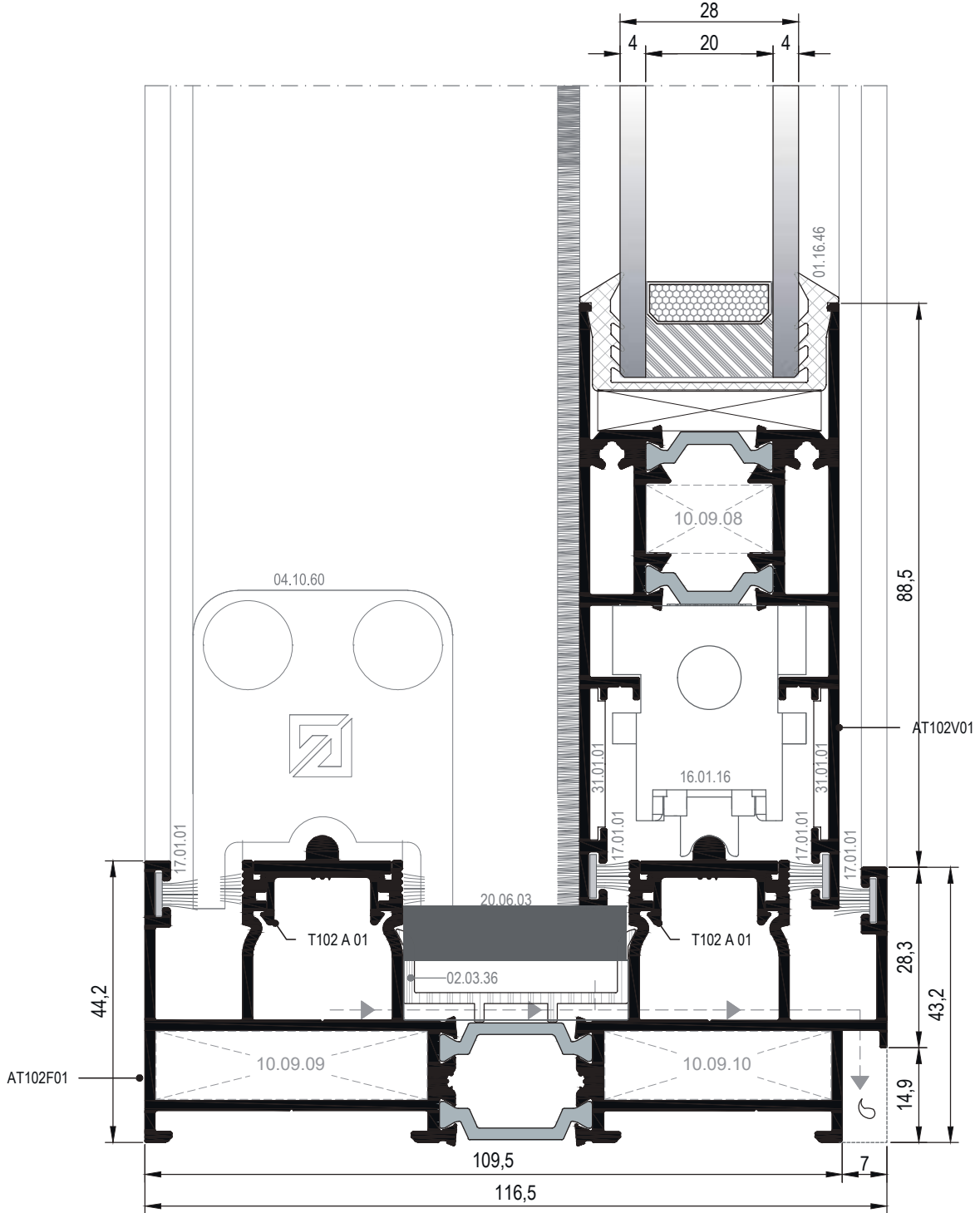

05

06

07

29 DETAYI
DETAIL

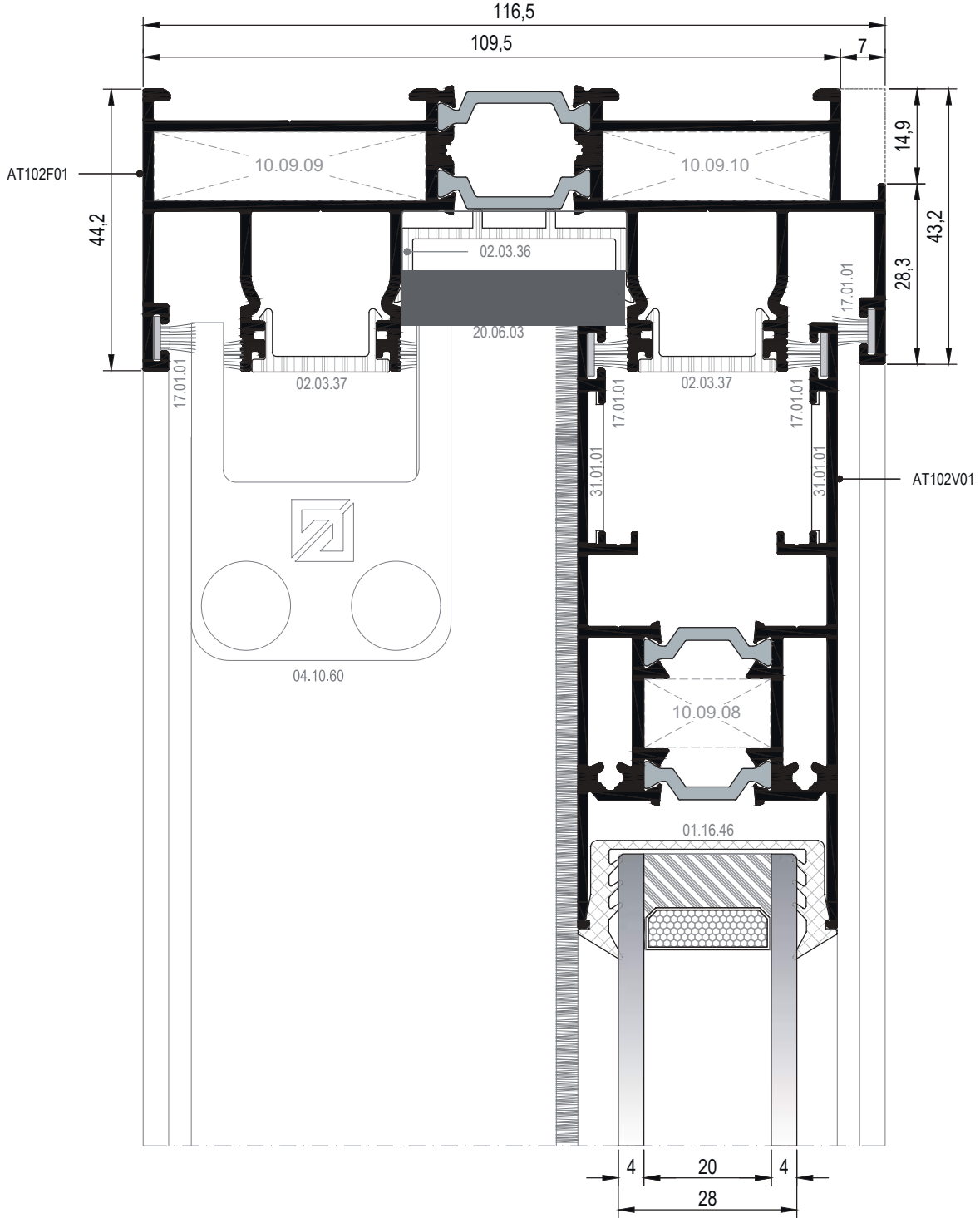

BASİT SÜRME DETAYI
SLIDING DOOR DETAIL



30 DETAYI
DETAIL

DIŞ
(OUTSIDE) ➔

BASİT SÜRME DETAYI
SLIDING DOOR DETAIL



01

02

03

04

05

06

07

31 DETAYI
DETAIL

MİMARİ KATALOG
ARCHITECTURAL CATALOGUE

Alüminyum Kapı Pencere ve Giydirme Cephe Sistemleri
Aluminium Door Window and Facade Systems

RST102

AKSESUARLAR

ACCESSORIES

01

02


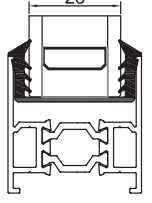

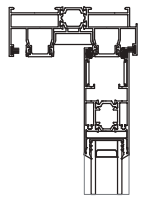

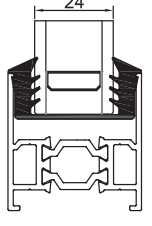

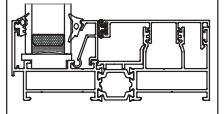

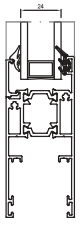

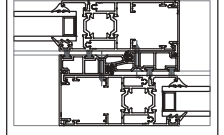

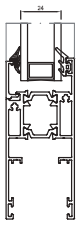
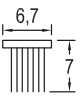
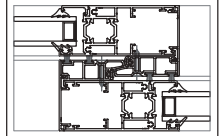

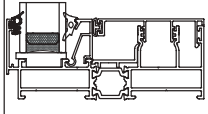

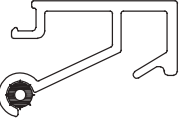

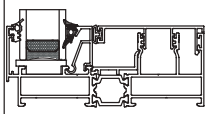

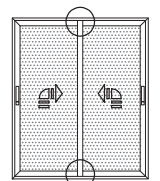

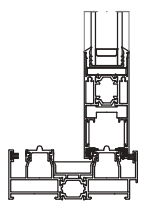
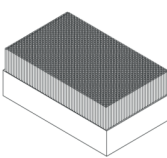
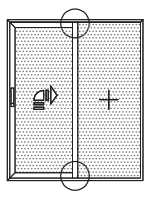
03


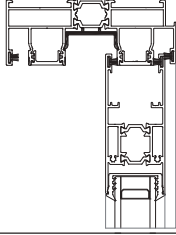

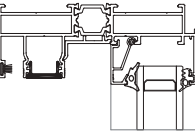
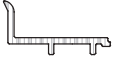
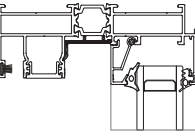
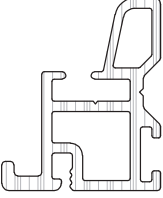
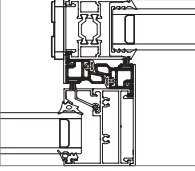
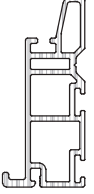
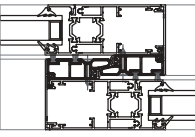
04

05

06

07

	 <p>01.16.46 CAM FİTİLİ 28 mm GLAZING GASKET 28 mm</p> <p>Malzeme / Material: EPDM Ağırlık / Weight: 220 gr/m Paket / Package: 68m / 15 kg</p> <p>ÖLÇEK / SCALE: 1:2</p>		 <p>01.18.56 KALDIR SÜR FİTİLİ LIFT & SLIDE GASKET</p> <p>Malzeme / Material: EPDM Ağırlık / Weight: 40 gr/m Paket / Package: 375 m / 15 kg</p>	
01	 <p>01.16.49 CAM FİTİLİ 24 mm GLAZING GASKET 24 mm</p> <p>Malzeme / Material: EPDM Ağırlık / Weight: 323 gr/m Paket / Package: 46m / 15 kg</p> <p>ÖLÇEK / SCALE: 1:2</p>		 <p>01.18.60 KALDIR SÜR FİTİLİ LIFT & SLIDE GASKET</p> <p>Malzeme / Material: EPDM Ağırlık / Weight: gr/m Paket / Package: m / 15 kg</p>	
02				
03	 <p>01.16.19 DIŞ CAM FİTİLİ GLAZING GASKET</p> <p>Malzeme / Material: EPDM Ağırlık / Weight: 68 gr/m Paket / Package: 220 m / 15 kg</p>		 <p>01.24.04 KENET FİTİLİ CONNECTION GASKET</p> <p>Malzeme / Material: EPDM Ağırlık / Weight: 36 gr/m Paket / Package: 416 m / 15 kg</p>	
04	 <p>01.17.08 İÇ CAM FİTİLİ GLAZING GASKET</p> <p>Malzeme / Material: EPDM Ağırlık / Weight: 51 gr/m Paket / Package: 294 m / 15 kg</p>		 <p>17.01.01 KİL FİTİL BRUSH SEAL</p> <p>Paket: 275 mt Package: 275 mt</p>	
05	 <p>01.11.21 DIŞ CAM FİTİLİ GLAZING GASKET</p> <p>Malzeme / Material: EPDM Ağırlık / Weight: 62 gr/m Paket / Package: 241 m / 15 kg</p>		 <p>01.24.01 ÇİTA FİTİLİ GLAZING BEAD GASKET</p> <p>Malzeme / Material: EPDM Ağırlık / Weight: 10 gr/m Paket / Package: 1500 m / 15 kg</p>	
06	 <p>01.RES.06 İÇ CAM FİTİLİ GLAZING GASKET</p> <p>Malzeme / Material: EPDM Ağırlık / Weight: 74 gr/m Paket / Package: 202 m / 15 kg</p>		 <p>20.06.03 TOZLUK PARÇASI PIECE</p> <p>Malzeme / Material: YAPIŞKANLI VE HALI KAPLI EVA SÜNGER</p>	
07	 <p>01.18.55 KALDIR SÜR FİTİLİ LIFT & SLIDE GASKET</p> <p>Malzeme / Material: EPDM Ağırlık / Weight: 52 gr/m Paket / Package: 288 m / 15 kg</p>		 <p>20.06.04 TOZLUK PARÇASI PIECE</p> <p>Malzeme / Material: YAPIŞKANLI VE HALI KAPLI EVA SÜNGER</p> <p>Monorail detay için / for monorail detail</p>	

 <p>ÖLÇEK / SCALE : 12</p>	<p>02.03.36 PVC PROFİL PVC PROFILE Malzeme / Material : PVC</p>				
	<p>02.03.37 PVC PROFİL PVC PROFILE Malzeme / Material : PVC</p>				
 <p>ÖLÇEK / SCALE : 12</p>	<p>02.03.40 PVC PROFİL PVC PROFILE Malzeme / Material : PVC</p>				
	<p>02.03.38 PVC PROFİL PVC PROFILE Malzeme / Material : PVC</p>				
 <p>ÖLÇEK / SCALE : 12</p>	<p>02.03.45 PVC PROFİL PVC PROFILE Malzeme / Material : PVC</p>				

01

02

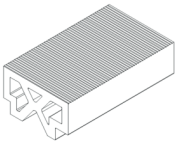
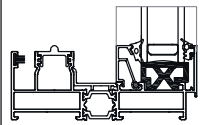
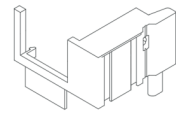
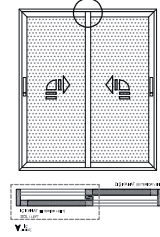
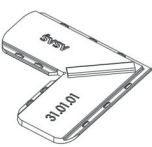
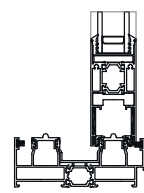
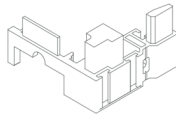
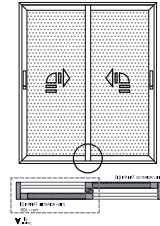
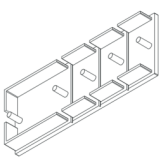
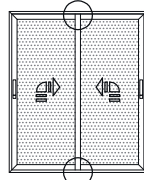
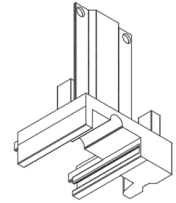
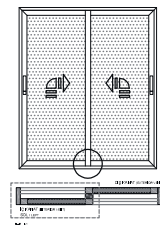
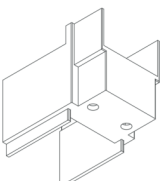
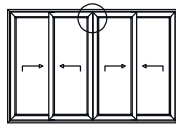
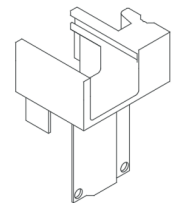

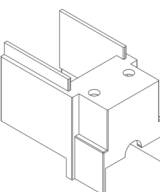
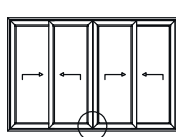
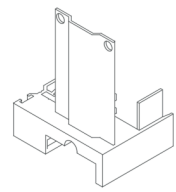
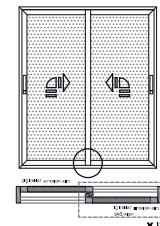

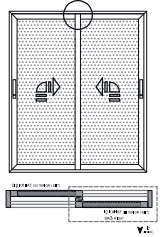
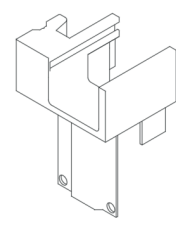
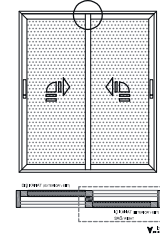
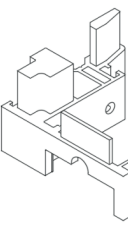
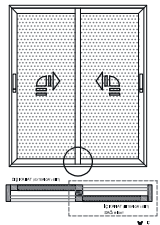
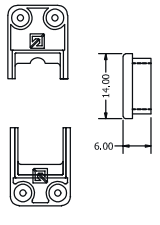
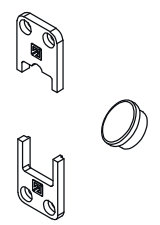
03

04

05

06

07

	 <p>11.02.40 CAM TAKOZU GLASS SUPPORT Malzeme / Material : PVC</p> 		 <p>31.01.06A PVC KAPAK (ÜST) PVC CAP (UPPER) Malzeme / Material : POLYAMIDE kertmesiz sistem için / for unnotching sys.) (AT102V08 için / for AT102V08)</p> 
01	 <p>31.01.01 KÖŞE ÇAVUŞU CORNER PIECE Malzeme / Material : POLYAMIDE</p> 		 <p>31.01.06B PVC KAPAK (ALT) PVC CAP (BOTTOM) Malzeme / Material : POLYAMIDE kertmesiz sistem için / for unnotching sys.) (AT102V08 için / for AT102V08)</p> 
02			
03	 <p>31.01.02 PVC KAPAK PVC CAP Malzeme / Material : POLYAMIDE (AT102V03-V04-V05-V06-V09 için / for AT102V03-V04-V05-V06-V09)</p> 		 <p>04.10.53A PVC KAPAK (ALT) PVC CAP (BOTTOM) Malzeme / Material : POLYAMIDE kertmesiz sistem için / for unnotching sys.) (AT102V02 için / for AT102V02)</p> 
04	 <p>31.01.03A PVC KAPAK (ÜST) PVC CAP (UPPER) Malzeme / Material : POLYAMIDE (AT102A07 için / for AT102A07)</p> 		 <p>04.10.53B PVC KAPAK (ÜST) PVC CAP (UPPER) Malzeme / Material : POLYAMIDE kertmesiz sistem için / for unnotching sys.) (AT102V02 için / for AT102V02)</p> 
05			
06	 <p>31.01.03B PVC KAPAK (ALT) PVC CAP (BOTTOM) Malzeme / Material : POLYAMIDE (AT102A07 için / for AT102A07)</p> 		 <p>04.10.58A PVC KAPAK (ALT) PVC CAP (BOTTOM) Malzeme / Material : POLYAMIDE kertmesiz sistem için / for unnotching sys.) (AT102V02 için / for AT102V02)</p> 
07	 <p>31.01.04A PVC KAPAK (ÜST) PVC CAP (UPPER) Malzeme / Material : POLYAMIDE kertmesiz sistem için / for unnotching sys.) (AT102V08 için / for AT102V08)</p> 		 <p>04.10.58B PVC KAPAK (ÜST) PVC CAP (UPPER) Malzeme / Material : POLYAMIDE kertmesiz sistem için / for unnotching sys.) (AT102V02 için / for AT102V02)</p> 
	 <p>31.01.04B PVC KAPAK (ALT) PVC CAP (BOTTOM) Malzeme / Material : POLYAMIDE kertmesiz sistem için / for unnotching sys.) (AT102V08 için / for AT102V08)</p> 		 <p>04.10.60 RAY KAPAĞI VE VİDA TAPASI (ALT-ÜST) RAIL CAP AND SCREW PLUG (BOTTOM-UPPER) Malzeme / Material : PVC kertmeli sistem için / for notching system (T102A02/T102A10 PROFİLİ İÇİN) (FOR T102A02/T102A10 PROFILE)</p> 



07.05.41

RESCARA AKUSTİK PENCERE KOLU
RESCARA ACOUSTIC HANDLE

Renk / Colour : Siyah-Beyaz-Gri
Black-White-Grey



07.05.42

RESCARA AKUSTİK PENCERE KOLU
RESCARA ACOUSTIC HANDLE

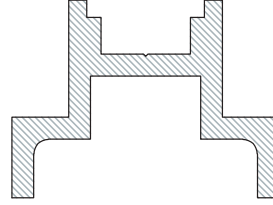
Renk / Colour : Siyah-Beyaz-Gri
Black-White-Grey



07.05.48

RESCARA GİZLİ SÜRME KOLU
RESCARA HIDDEN SLIDING HANDLE

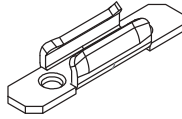
Renk / Colour : Siyah-Beyaz-Gri
Black-White-Grey



02.03.39

İSPANYOLET PROFİLİ
PROFILE OF LOCKING SYSTEM

Malzeme / Material : Polyamide



16.05.08

SÜRME KİLİT KARŞILIĞI
STRIKER FOR SLIDING LOCK

07.05.41, 07.05.42, 07.05.48 PVC Kol için / For PVC Handle 07.05.41, 07.05.42, 07.05.48

07.18.xx 22 EKSEN SÜRME İSPANYOLETİ

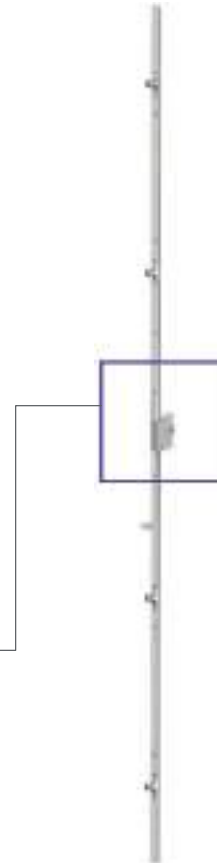
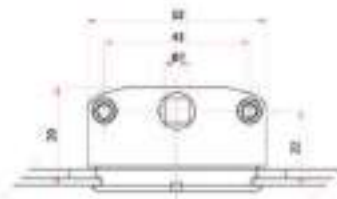
07.18.xx 22 AXIS STEEL GEARBOX SLIDING ESPOGNOLETTE

KOD CODE	ÖLÇÜ DIMENSION
07.18.24	h: 600mm-800mm / 22
07.18.25	h: 800mm-1000mm / 22
07.18.26	h: 1000mm-1200mm / 22
07.18.27	h: 1200mm-1400mm / 22
07.18.28	h: 1400mm-1600mm / 22
07.18.29	h: 1600mm-1800mm / 22
07.18.30	h: 1800mm-2000mm / 22
07.18.31	h: 2000mm-2200mm / 22

07.18.XX

22 EKSEN SÜRME İSPANYOLETİ
22 AXIS STEEL GEARBOX SLIDING ESPOGNOLETTE

Renk / Colour : Siyah-Beyaz-Gri
Black-White-Grey



01

02

03

04

05

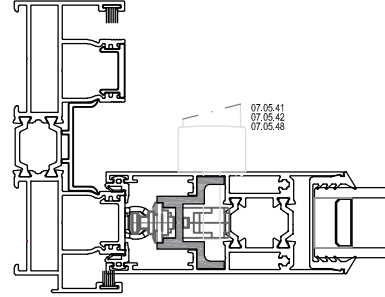
06

07

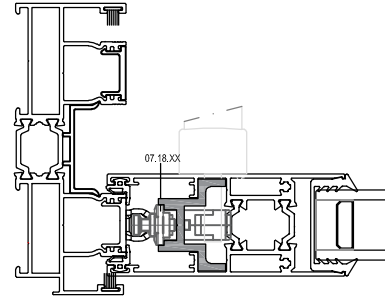
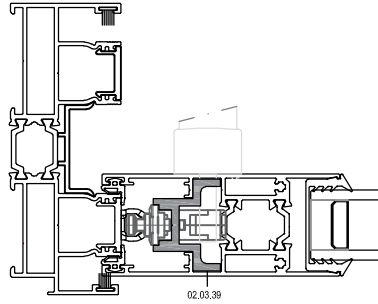
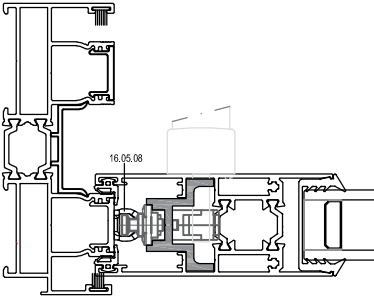
PVC KOL İLE KİLİTLEME SEÇİM TABLOSU

LOCKING KIT SELECTION TABLE WITH HANDLE 07.05.4X

KOD CODE	TANIM DESCRIPTION	ADET NUMBER	KANAT VENT
07.05.41 07.05.42 07.05.48	PVC İSPANYOLET KOL PVC HANDLE	1	AT102V01 AT102V08
16.05.08	KİLİT KARŞILIĞI STRIKER FOR LOCK	BKZ. 07.18.xx SEÇİM TABLOSU SEE 07.18.xx SELECTION TABLE	
02.03.39	İSPANYOLET ADAPTÖRÜ ADAPTER OF LOCKING SYSTEM	H	
07.18.XX	TIJLİ KİLİT SİSTEMİ ROD LOCKING SYSTEM	1	



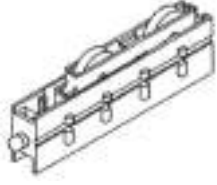
Ölçek/Scale: 1/3



07.18.xx 22 EKSEN SÜRME İSPANYOLETİ

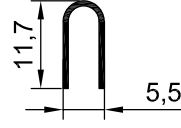
07.18.xx 22 AXIS STEEL GEARBOX SLIDING ESPOGNOLETTE

KOD CODE	ÖLÇÜ DIMENSION	16.05.08 ADET/NUMBER
07.18.24	h: 600mm-800mm / 22	2
07.18.25	h: 800mm-1000mm / 22	2
07.18.26	h: 1000mm-1200mm / 22	3
07.18.27	h: 1200mm-1400mm / 22	3
07.18.28	h: 1400mm-1600mm / 22	3
07.18.29	h: 1600mm-1800mm / 22	3
07.18.30	h: 1800mm-2000mm / 22	4
07.18.31	h: 2000mm-2200mm / 22	4

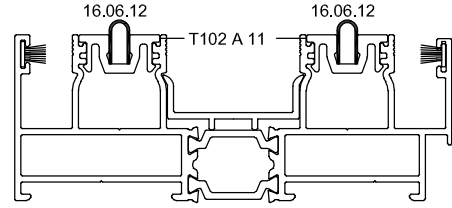


16.01.16
RULMAN
ROLLER

2 Adet 200 kg taşır. / 200kg with 2 pulleys

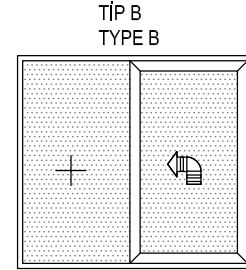


16.06.12
ÇELİK RAY
STEEL RAIL

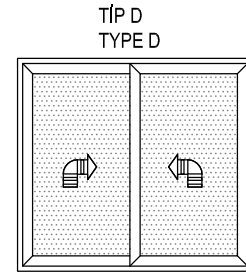


Ölçek/Scale : 1/2

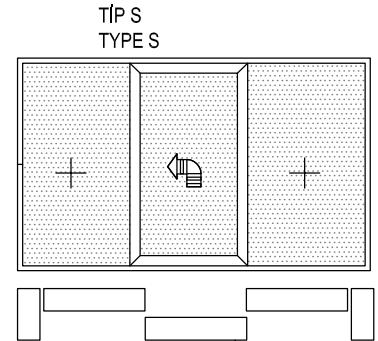
ŞEMA SCHEME	KOD CODE	ADET NUMBER	AÇIKLAMA DESCRIPTION
TİP B TYPE B	07.19.001	1	Siegenia Kaldır Sür Bağlantı Mili 720-1500mm kanat için
	07.19.024	1	Siegenia Kaldır Sür Bağlantı Mili 1501-2000mm kanat için
	07.19.025	1	Siegenia Kaldır Sür Bağlantı Mili 2001-2500mm kanat için
	07.19.026	1	Siegenia Kaldır Sür Bağlantı Mili 2501-3350mm kanat için
	07.19.051	1	Siegenia 150 kg Kaldır Sür İspanyoleti 25mm H=1190-1790mm
	07.19.052	1	Siegenia 150 kg Kaldır Sür İspanyoleti 25mm H=1791-2215mm
	07.19.053	1	Siegenia 150 kg Kaldır Sür İspanyoleti 25mm H=2215-2390mm
	07.19.054	1	Siegenia 150 kg Kaldır Sür İspanyoleti 25mm H=2391-2700mm
	07.19.055	1	Siegenia 150 kg Kaldır Sür Araba Takımı Aktif Kanat
	07.19.057	1	Siegenia 150 kg Kaldır Sür Kol Siyah
	07.19.058	1	Siegenia 150 kg Kaldır Sür Havuz Kol Siyah
	07.19.039	1	Siegenia Kaldır Sür Stoper - Siyah



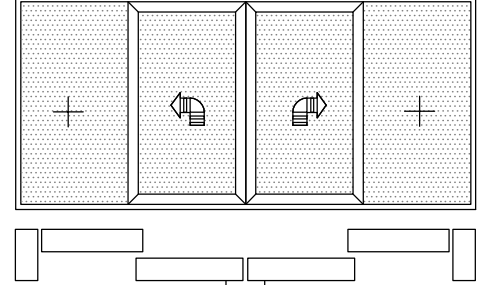
ŞEMA SCHEME	KOD CODE	ADET NUMBER	AÇIKLAMA DESCRIPTION
TİP D TYPE D	07.19.001	2	Siegenia Kaldır Sür Bağlantı Mili 720-1500mm kanat için
	07.19.024	2	Siegenia Kaldır Sür Bağlantı Mili 1501-2000mm kanat için
	07.19.025	2	Siegenia Kaldır Sür Bağlantı Mili 2001-2500mm kanat için
	07.19.026	2	Siegenia Kaldır Sür Bağlantı Mili 2501-3350mm kanat için
	07.19.051	2	Siegenia 150 kg Kaldır Sür İspanyoleti 25mm H=1190-1790mm
	07.19.052	2	Siegenia 150 kg Kaldır Sür İspanyoleti 25mm H=1791-2215mm
	07.19.053	2	Siegenia 150 kg Kaldır Sür İspanyoleti 25mm H=2215-2390mm
	07.19.054	2	Siegenia 150 kg Kaldır Sür İspanyoleti 25mm H=2391-2700mm
	07.19.055	2	Siegenia 150 kg Kaldır Sür Araba Takımı Aktif Kanat
	07.19.057	2	Siegenia 150 kg Kaldır Sür Kol Siyah
	07.19.058	2	Siegenia 150 kg Kaldır Sür Havuz Kol Siyah
	07.19.039	1	Siegenia Kaldır Sür Stoper - Siyah



ŞEMA SCHEME	KOD CODE	ADET NUMBER	AÇIKLAMA DESCRIPTION
TİP S TYPE S	07.19.001	1	Siegenia Kaldır Sür Bağlantı Mili 720-1500mm kanat için
	07.19.024	1	Siegenia Kaldır Sür Bağlantı Mili 1501-2000mm kanat için
	07.19.025	1	Siegenia Kaldır Sür Bağlantı Mili 2001-2500mm kanat için
	07.19.026	1	Siegenia Kaldır Sür Bağlantı Mili 2501-3350mm kanat için
	07.19.051	1	Siegenia 150 kg Kaldır Sür İspanyoleti 25mm H=1190-1790mm
	07.19.052	1	Siegenia 150 kg Kaldır Sür İspanyoleti 25mm H=1791-2215mm
	07.19.053	1	Siegenia 150 kg Kaldır Sür İspanyoleti 25mm H=2215-2390mm
	07.19.054	1	Siegenia 150 kg Kaldır Sür İspanyoleti 25mm H=2391-2700mm
	07.19.055	1	Siegenia 150 kg Kaldır Sür Araba Takımı Aktif Kanat
	07.19.057	1	Siegenia 150 kg Kaldır Sür Kol Siyah
	07.19.058	1	Siegenia 150 kg Kaldır Sür Havuz Kol Siyah
	07.19.039	1	Siegenia Kaldır Sür Stoper - Siyah



ŞEMA SCHEME	KOD CODE	ADET NUMBER	AÇIKLAMA DESCRIPTION
	07.19.001	2	Siegenia Kaldır Sür Bağlantı Mili 720-1500mm kanat için
	07.19.024	2	Siegenia Kaldır Sür Bağlantı Mili 1501-2000mm kanat için
	07.19.025	2	Siegenia Kaldır Sür Bağlantı Mili 2001-2500mm kanat için
	07.19.026	2	Siegenia Kaldır Sür Bağlantı Mili 2501-3350mm kanat için
	07.19.051	2	Siegenia 150 kg Kaldır Sür İspanyoleti 25mm H=1190-1790mm
	07.19.052	2	Siegenia 150 kg Kaldır Sür İspanyoleti 25mm H=1791-2215mm
	07.19.053	2	Siegenia 150 kg Kaldır Sür İspanyoleti 25mm H=2215-2390mm
	07.19.054	2	Siegenia 150 kg Kaldır Sür İspanyoleti 25mm H=2391-2700mm
	07.19.055	2	Siegenia 150 kg Kaldır Sür Araba Takımı Aktif Kanat
	07.19.057	2	Siegenia 150 kg Kaldır Sür Kol Siyah
	07.19.058	2	Siegenia 150 kg Kaldır Sür Havuz Kol Siyah
	07.19.039	2	Siegenia Kaldır Sür Stoper - Siyah
	07.19.044	1	Siegenia Kaldır Sür Stoper - Siyah



ŞEMA SCHEME	KOD CODE	ADET NUMBER	AÇIKLAMA DESCRIPTION
TİP F TYPE F	07.19.001	4	Siegenia Kaldır Sür Bağlantı Mili 720-1500mm kanat için
	07.19.024	4	Siegenia Kaldır Sür Bağlantı Mili 1501-2000mm kanat için
	07.19.025	4	Siegenia Kaldır Sür Bağlantı Mili 2001-2500mm kanat için
	07.19.026	4	Siegenia Kaldır Sür Bağlantı Mili 2501-3350mm kanat için
	07.19.051	4	Siegenia 150 kg Kaldır Sür İspanyoleti 25mm H=1190-1790mm
	07.19.052	4	Siegenia 150 kg Kaldır Sür İspanyoleti 25mm H=1791-2215mm
	07.19.053	4	Siegenia 150 kg Kaldır Sür İspanyoleti 25mm H=2215-2390mm
	07.19.054	4	Siegenia 150 kg Kaldır Sür İspanyoleti 25mm H=2391-2700mm
	07.19.055	4	Siegenia 150 kg Kaldır Sür Araba Takımı Aktif Kanat
	07.19.057	4	Siegenia 150 kg Kaldır Sür Kol Siyah
	07.19.058	4	Siegenia 150 kg Kaldır Sür Havuz Kol Siyah
	07.19.039	2	Siegenia Kaldır Sür Stoper - Siyah
	07.19.044	1	Siegenia Kaldır Sür Stoper - Siyah

